

# Australian Apprenticeships Summary Statistics


This report uses April 2020 to March 2021 data from NCVER's Apprentice and Trainee Collection. More information about the collection can be found in the [Notes and Definitions](#) at the end of this document.

There were several major trends in 2020 and early 2021 that have affected Australian Apprenticeship commencements. From March onward, COVID-19 significantly disrupted economic activity across Australia. While some states returned to a more normal state in the second half of the year, Victoria remained impacted due to the longer lockdown.

In October 2020, the Boosting Apprenticeship Commencements (BAC) wage subsidy started. More information about wage subsidies can be found in the [Notes](#). The effect of the subsidy is shown in the December and March quarters, with a prolonged spike in commencements.

## Australia-wide highlights

In the 12 months to 31 March 2021, compared with the previous year:



## Qualification overview

As of 31 March 2021, there were 1,538 approved Australian Apprenticeship qualifications in Australia. This is an increase of 7.7% from 31 March 2020.

There were 653 new qualifications approved by the States and Territories in the year to March 2021. This was a reasonable increase from the previous year to March (456). Qualifications are also removed throughout the year. More information can be found in the [Notes](#).

The number of approved qualifications has increased more rapidly than usual in 2021. From January to October 2021 there have already been 1445 qualifications approved.

Note: The number of approved Australian Apprenticeship qualifications decreased to 1,363 as of 25 October 2021.

Table 1: Qualification Classification by State, 31 March 2021

	NSW	VIC	QLD	WA	SA	TAS	ACT	NT
<b>Apprenticeship</b>	121	115	107	90	130	NA	111	121
<b>Traineeship</b>	603	408	335	417	547	NA	399	874
<b>Total</b>	<b>724</b>	<b>523</b>	<b>442</b>	<b>507</b>	<b>677</b>	<b>364</b>	<b>510</b>	<b>995</b>

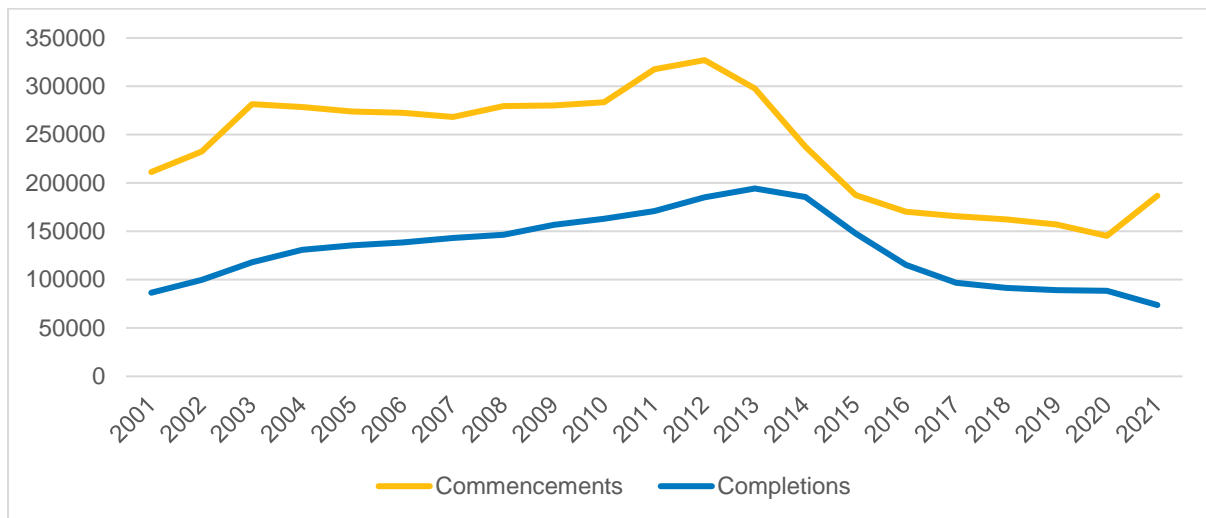
Note: Tasmania does not provide classification data

## Australian Apprenticeship statistics overview

In the 12 months to 31 March 2021, compared with the previous year:

- Commencements increased by 28.5% to 186,745
- Completions decreased by 16.8% to 73,780
- In-training numbers on 31 March increased by 20.7% to 329,585

Figure 1: Australian Apprenticeship commencements and completions, annual, 2001 to 2021

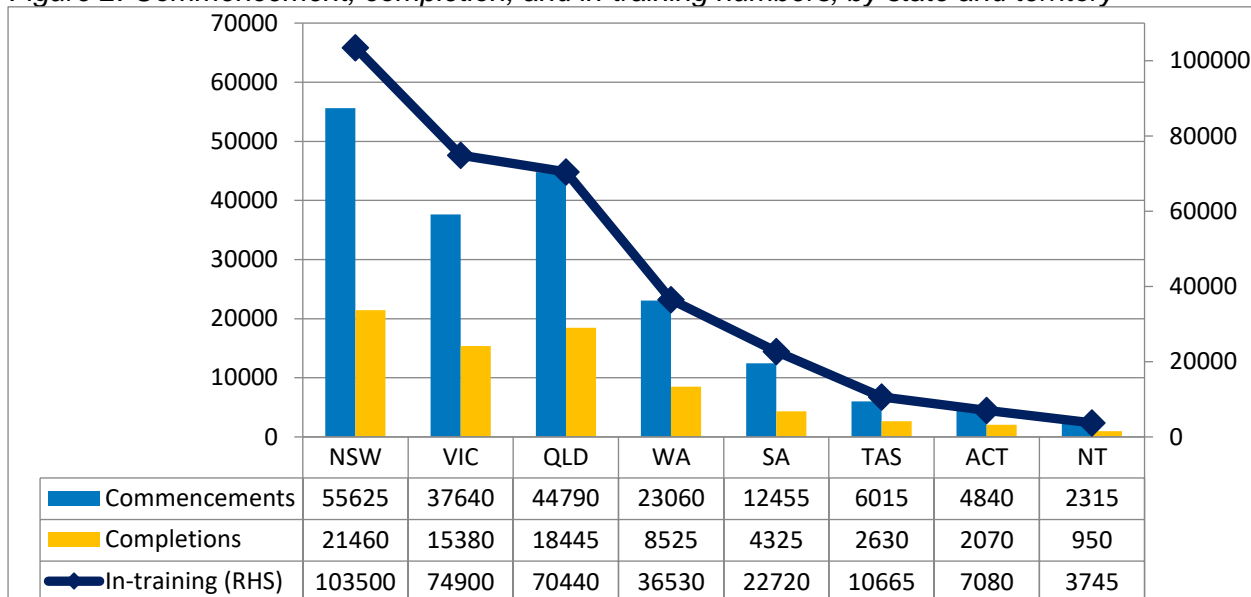


State and Territory commencements compared with the previous year, showed:

NSW	VIC	QLD	WA	SA	TAS	ACT	NT
+32.6%	+19.8%	+26.8%	+44.3%	+35.6%	+16.7%	+8.8%	+24.7%

Note: For more information on trends within each State and Territory, please visit the relevant summaries later in this document.

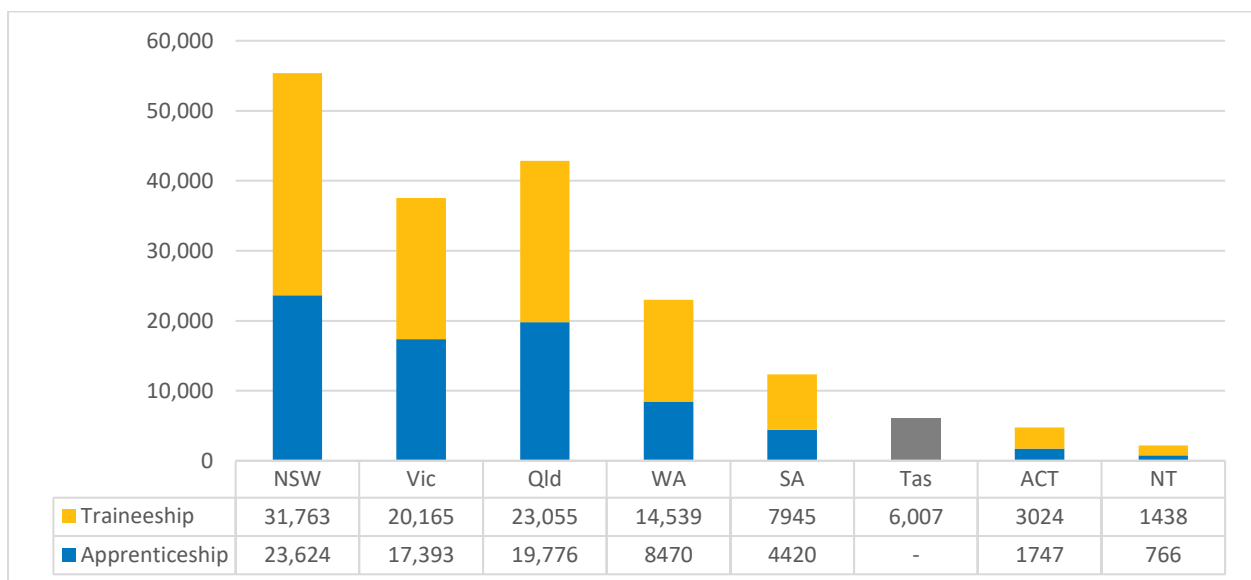
Figure 2: Commencement, completion, and in-training numbers, by state and territory



Note: Commencements and completions statistics are for 12 months. In training numbers are as at 31 March 2021.

Across Australia, commencements in qualifications classified as traineeships were higher than commencements in qualifications classified as apprenticeships. For information about the number of approved apprenticeship and traineeship qualifications, and their related commencements, visit each state and territory breakdown.

Figure 3: Annual apprenticeship and traineeship commencements, by state and territory



Note: This report uses year to March 2021 qualifications data when referencing apprenticeship and traineeship classifications. Tasmania shows all commencements against 'apprenticeships' as they do not classify qualifications. The commencements numbers in this graph exclude qualifications that were not able to be matched against a classification, therefore may not match those shown in overall commencement figures.

## Industry and occupation breakdowns

Table 2: Australian Apprenticeships Commencements in the Top 10 Training Packages in the 12 months ending March 2021 ('000)

	NSW	VIC	QLD	WA	SA	TAS	ACT	NT	AUS
<b>BSB</b> Business Services	7.6	4.5	7.5	2.8	2.3	1.3	0.7	0.3	27.0
<b>CPC</b> Construction	7.9	7.3	6.1	1.8	1.4	0.9	0.7	0.2	26.2
<b>CHC</b> Community Services	5.9	2.2	2.5	1.8	0.7	0.5	0.6	0.3	14.6
<b>SIT</b> Tourism, Hospitality	3.6	3.5	4.4	1.7	0.4	0.3	0.6	0.1	14.6
<b>UEE</b> Electrotechnology	4.3	3.0	3.0	1.6	0.9	0.2	0.4	0.2	13.7
<b>AUR</b> Auto RS&R	3.6	2.2	3.3	2.2	0.7	0.3	0.2	0.1	12.7
<b>SIR</b> Retail Services	3.1	1.9	1.8	1.4	1.5	0.5	0.1	0.2	10.6
<b>MEM</b> Metal & Engineering	2.0	1.1	2.7	1.9	0.6	0.2	0.0	0.1	8.7
<b>AHC</b> Argi, Hort, Conserv.	2.0	2.1	2.0	0.5	0.7	0.2	0.1	0.2	7.8
<b>RII</b> Resources & Infra.	1.1	0.4	2.6	2.8	0.3	0.2	0.1	0.1	7.5

Table 3: Australian Apprenticeships Commencements in the Top 10 Qualifications in the 12 months ending March 2021

	NSW	VIC	QLD	WA	SA	TAS	ACT	NT	AUS
* <b>CPC30211</b> C3 in Carpentry	3951	3277	2609	48	603	464	359	130	11441
** <b>UEE30811</b> C3 in Electrotechnology Electrician	3156	2641	2240	1344	698	184	315	132	10710
<b>SIT30616</b> C3 in Hospitality	1893	1868	2882	969	155	118	420	58	8364
<b>SIR30216</b> C3 in Retail	2410	1352	1330	912	1361	399	83	85	7930
* <b>BSB30115</b> C3 in Business	1076	1226	3614	565	846	204	64	105	7700
* <b>CPC32413</b> C3 in Plumbing	1552	2463	852	443	343	90	183	48	5974
<b>CHC30113</b> C3 in Early Childhood Education and Care	3269	560	1064	482	136	60	200	53	5825
* <b>BSB42015</b> C4 in Leadership and Management	2096	934	550	496	416	346	109	15	4961
* <b>AUR30616</b> C3 in Light Vehicle Mechanical Technology	1325	863	1229	582	202	103	139	37	4481
<b>SHB30416</b> C3 in Hairdressing	3951	3277	2609	48	603	464	359	130	11441

\*Note: BSB30115 Certificate III in Business, BSB42015 Certificate IV in Leadership and Management and AUR30616 Certificate III in Light Vehicle Mechanical Technology are all superseded qualifications and have not been approved in any states or territory for at least 3 months. CPC30211 Certificate III in Carpentry and CPC32413 Certificate III in Plumbing are both superseded and are no longer approved in any states or territory.

\*\*Note: UEE30811 Certificate III in Electrotechnology Electrician is superseded and is currently only approved in one state.

Table 4: Australian Apprenticeships Commencements by occupation and state/territory, 12 months ending March 2021 ('000)

	NSW	VIC	QLD	WA	SA	TAS	ACT	NT	AUS
Technician & Trade Workers	24.8	20.1	20.3	9.7	5.4	2.5	1.8	0.9	85.4
Community and personal service workers	9.6	6.0	6.6	3.7	1.2	0.9	1.1	0.6	29.8
Clerical and administrative workers	8.3	3.8	7.4	3.0	2.0	1.2	0.7	0.3	26.8
Sales Workers	5.7	2.7	2.4	1.5	1.7	0.5	0.2	0.2	15.0
Labourers	3.0	2.3	2.9	2.0	1.1	0.4	0.2	0.2	12.1
Machinery operators and drivers	2.5	1.1	4.1	2.7	0.5	0.2	0.1	0.1	11.4
Managers	1.3	1.2	0.7	0.3	0.4	0.2	0.6	0.1	4.7
Professionals	0.4	0.3	0.3	0.2	0.2	0.0	0.1	0.0	1.5
Other	0.0	0.0	0.0	0.0	0.0	0.0	0.0	0.0	0.0

Note: Technician & Trade Workers are classified as 'trades', and all other groups as classified as 'non-trades'.

Table 5: Australian Apprenticeships Commencements in the Top 10 Employer Industries (ANZSIC) in the 12 months ending March 2021 ('000)

	NSW	VIC	QLD	WA	SA	TAS	ACT	NT	AUS
Construction (E)	13.3	12.1	10.4	3.9	2.1	1.2	1.1	0.4	44.5
Accommodation (H)	6.5	4.6	6.2	2.3	1.4	0.6	0.7	0.2	22.5
Administrative and Support Services (N)	4.1	4.2	3.8	2.5	2.2	0.6	0.2	0.1	17.7
Health Care and Social Assistance (Q)	6.2	2.4	3.8	2.0	0.9	0.7	0.7	0.3	16.8
Manufacturing (C)	4.2	4.1	3.5	1.9	1.6	0.7	0.1	0.1	16.2
Other Services (S)	5.0	2.7	4.5	2.2	0.8	0.3	0.5	0.2	16.1
Retail Trade (G)	2.6	1.5	2.9	0.7	0.9	0.3	0.1	0.2	9.2
Education and Training (P)	1.6	1.4	1.1	0.7	0.6	0.1	0.3	0.2	6.0
Public Administration and Safety (O)	2.2	0.2	1.0	0.8	0.4	0.2	0.8	0.2	5.7
Mining (B)	0.3	0.0	1.1	3.6	0.2	0.2	0.0	0.1	5.4

## NSW summary: 12 months ending March 2021

As of 31 March 2021, there were 724 approved Australian Apprenticeship qualifications in New South Wales. This is a decrease of 6.3% from 31 March 2020.

Note: The number of approved Australian Apprenticeship qualifications decreased to 670 as of 25 October 2021.

Table 6: Qualification Classification by State

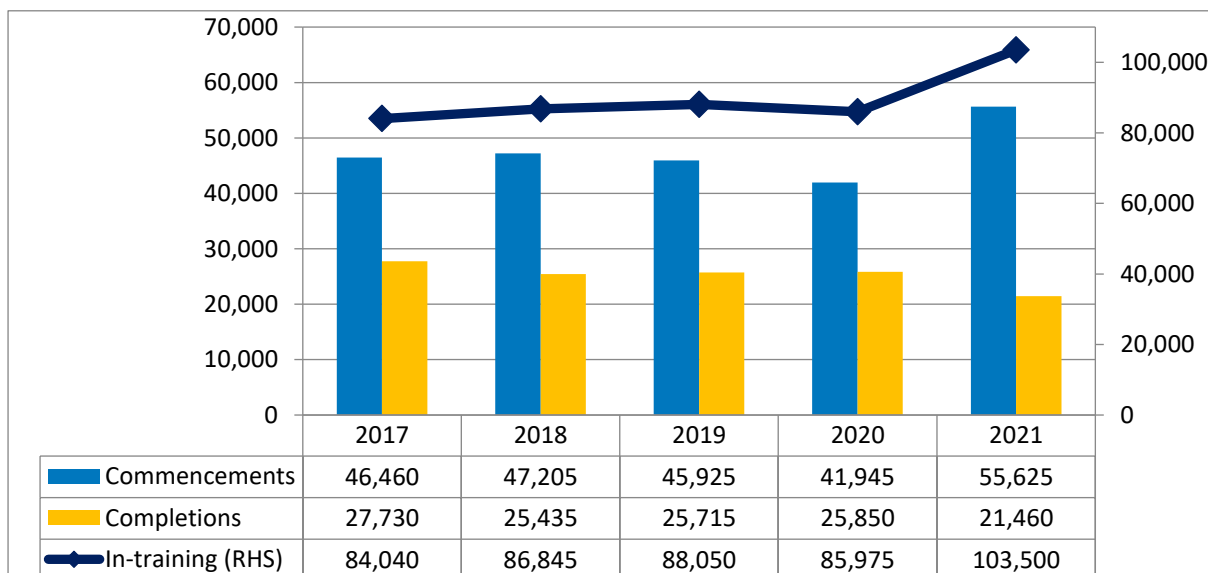
	Approved qualifications	Commencements
Apprenticeship	121	23,624
Traineeship	603	31,763
<b>Total</b>	<b>724</b>	<b>55,387</b>

Note: The commencements figures in this table exclude qualifications that were not able to be matched against a classification, therefore may not match those shown in overall commencement figures.

In the 12 months to 31 March 2021, compared with the previous year:

- Commencements increased by 32.6% to 55,625
- Completions decreased by 17.0% to 21,460
- There were 103,500 apprentices and trainees in training, an increase of 20.4% from the previous year

Figure 4: NSW commencement, completion & in-training numbers, year to March Qtr, 2017-2021



## VIC summary: 12 months ending March 2021

As of 31 March 2021, there were 523 approved Australian Apprenticeship qualifications in the Victoria. This is a decrease of 11.4% from 31 March 2020.

Note: The number of approved Australian Apprenticeship qualifications decreased to 512 as of 25 October 2021.

Table 7: Qualification Classification by State

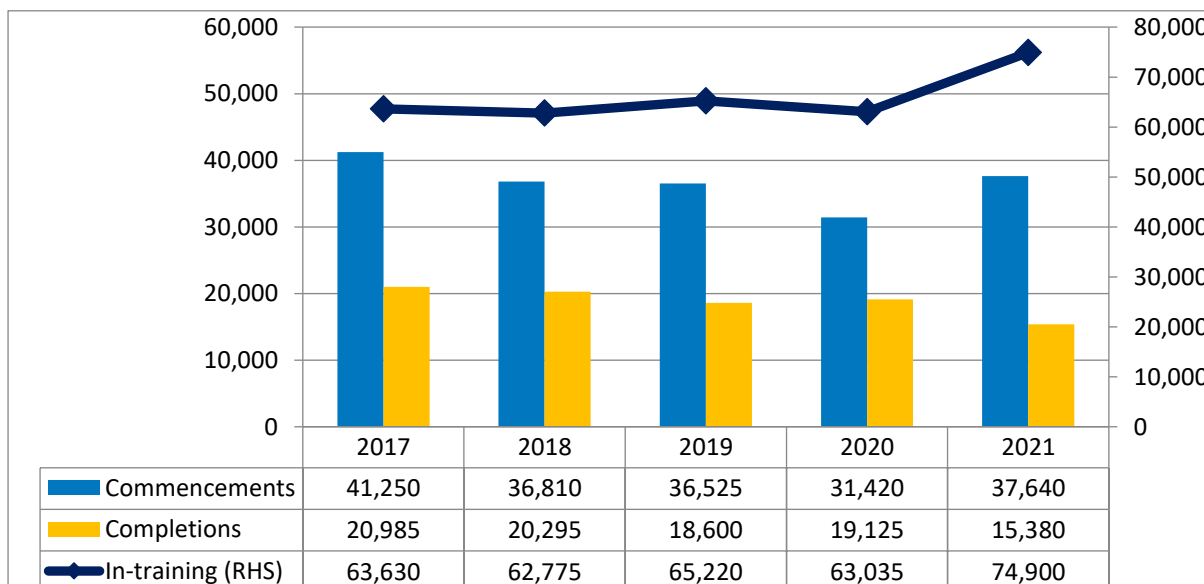
	Approved qualifications	Commencements
Apprenticeship	115	17,393
Traineeship	408	20,165
<b>Total</b>	<b>523</b>	<b>37,559</b>

Note: The commencements figures in this table exclude qualifications that were not able to be matched against a classification, therefore may not match those shown in overall commencement figures.

In the 12 months to 31 March 2021, compared with the previous year:

- Commencements increased by 19.8% to 37,640
- Completions decreased by 19.6% to 15,380
- There were 74,900 apprentices and trainees in training, an increase of 18.8% from the previous year

Figure 5: VIC commencement, completion & in-training numbers, year to March Qtr, 2017-2021



## QLD summary: 12 months ending March 2021

As of 31 March 2021, there were 442 approved Australian Apprenticeship qualifications in Queensland. This is a decrease of 6.1% from 31 March 2020.

Note: The number of approved Australian Apprenticeship qualifications decreased to 434 as of 25 October 2021.

Table 8: Qualification Classification by State

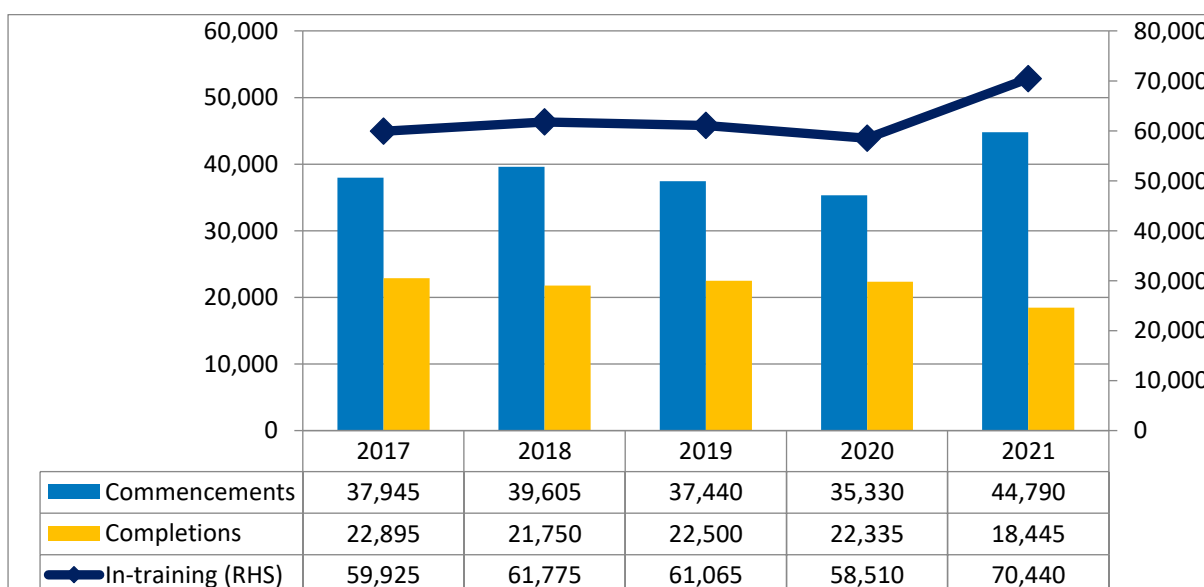
	Approved qualifications	Commencements
Apprenticeship	107	19,776
Traineeship	335	23,055
<b>Total</b>	<b>442</b>	<b>42,831</b>

Note: The commencements figures in this table exclude qualifications that were not able to be matched against a classification, therefore may not match those shown in overall commencement figures. There were 1896 commencements in Certificate I qualifications, which are not included in classifications data.

In the 12 months to 31 March 2021, compared with the previous year:

- Commencements increased by 26.8% to 44,790
- Completions decreased by 17.4% to 18,445
- There were 70,440 apprentices and trainees in training, an increase of 20.4% from the previous year

Figure 6: QLD commencement, completion & in-training numbers, year to March Qtr, 2017-2021





## WA summary: 12 months ending March 2021

As of 31 March 2021, there were 507 approved Australian Apprenticeship qualifications in Western Australia. This is a decrease of 4.3% from 31 March 2020.

Note: The number of approved Australian Apprenticeship qualifications decreased to 489 as of 25 October 2021.

Table 9: Qualification Classification by State

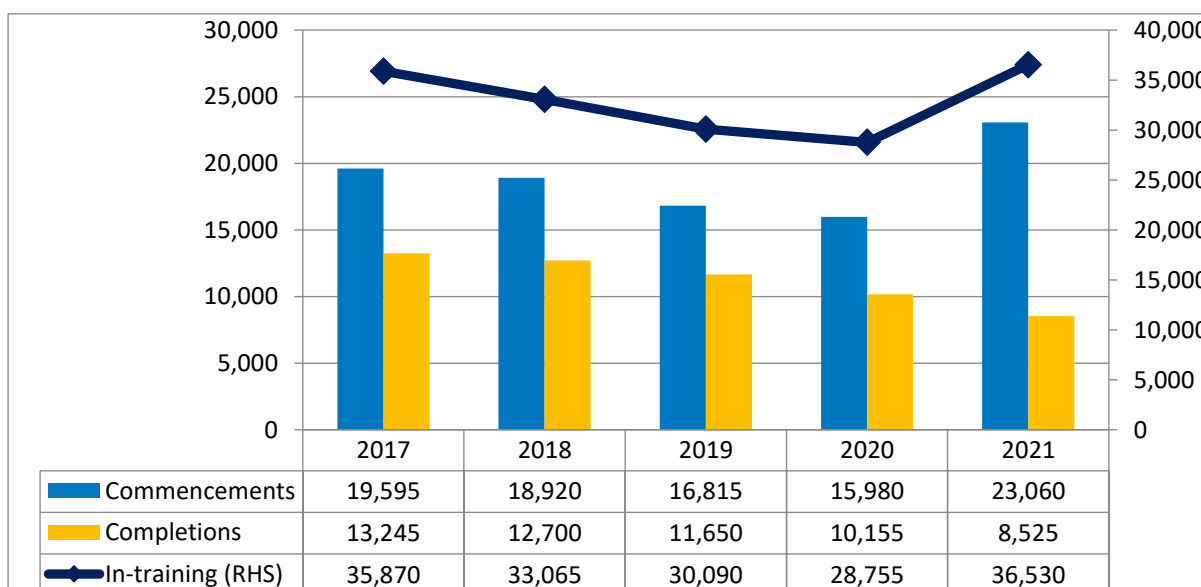
	Approved qualifications	Commencements
Apprenticeship	90	8470
Traineeship	417	14,539
<b>Total</b>	<b>507</b>	<b>23,009</b>

Note: The commencements figures in this table exclude qualifications that were not able to be matched against a classification, therefore may not match those shown in overall commencement figures.

In the 12 months to 31 March 2021, compared with the previous year:

- Commencements increased by 44.3% to 23,060
- Completions decreased by 16.1% to 8,525
- There were 36,530 apprentices and trainees in training, an increase of 27.0% from the previous year

Figure 7: WA commencement, completion & in-training numbers, year to March Qtr, 2017-2021



## SA summary: 12 months ending March 2021

As of 31 March 2021, there 677 approved Australian Apprenticeship qualifications in South Australia. This is a decrease of 6.5% from 31 March 2020.

Note: The number of approved Australian Apprenticeship qualifications decreased to 632 as of 25 October 2021.

Table 10: Qualification Classification by State

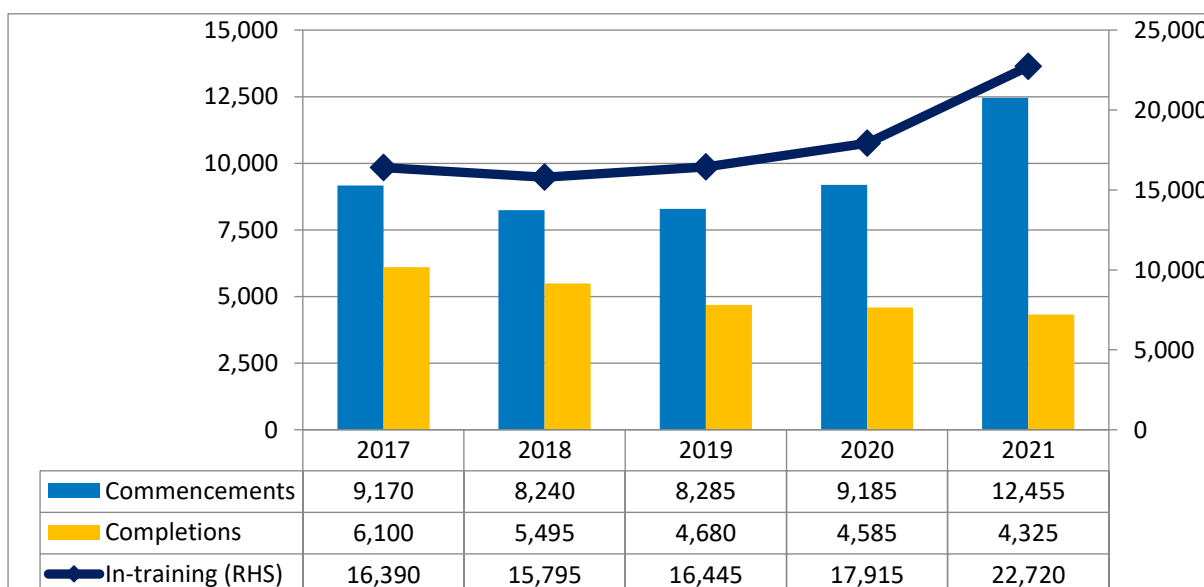
	Approved qualifications	Commencements
Apprenticeship	130	4420
Traineeship	547	7945
<b>Total</b>	<b>677</b>	<b>12,388</b>

Note: The commencements figures in this table exclude qualifications that were not able to be matched against a classification, therefore may not match those shown in overall commencement figures.

In the 12 months to 31 March 2021, compared with the previous year:

- Commencements increased by 35.6% to 12,455
- Completions decreased by 5.7% to 4,325
- There were 22,720 apprentices and trainees in training, an increase of 26.8% from the previous year

Figure 8: SA commencement, completion & in-training numbers, year to March Qtr, 2017-2021



## TAS summary: 12 months ending March 2021

As of 31 March 2021, there 364 approved Australian Apprenticeship qualifications in Tasmania. This is a decrease of 1.1% from 31 March 2020.

Note: The number of approved Australian Apprenticeship qualifications increased to 384 as of 25 October 2021.

Table 11: Qualification Classification by State: Classification data is not provided by Tasmania

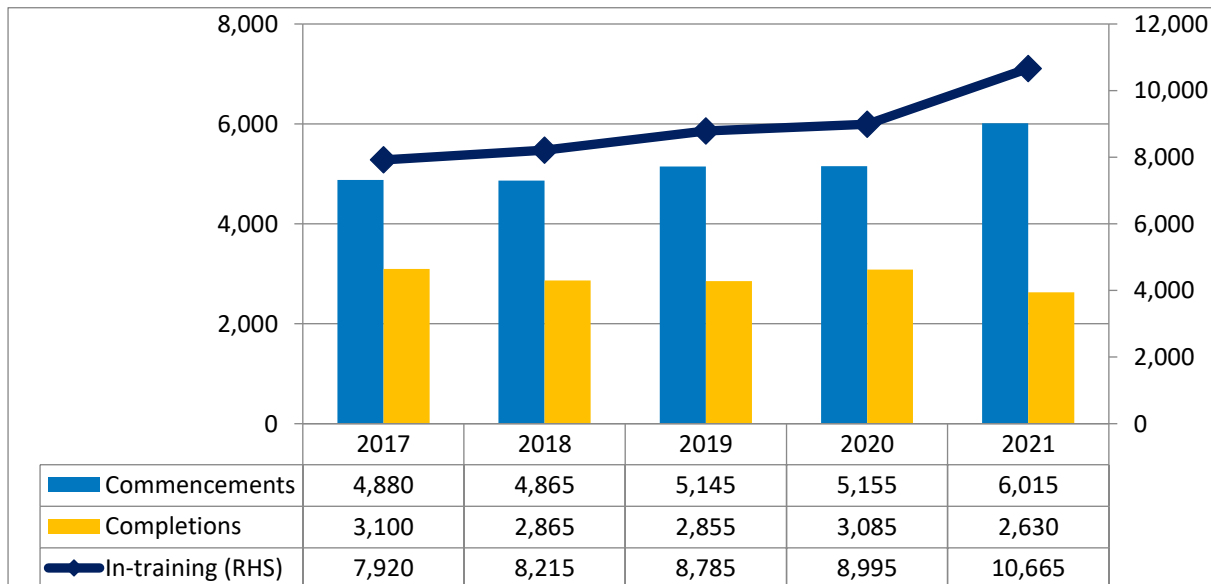
	Approved qualifications	Commencements
Apprenticeship	NA	NA
Traineeship	NA	NA
<b>Total</b>	<b>364</b>	<b>6007</b>

Note: Tasmania does not provide classifications data. Total figures refer to the number of qualifications approved as an Australian Apprenticeship, and total commencements figures.

In the 12 months to 31 March 2021, compared with the previous year:

- Commencements increased by 16.7% to 6,015
- Completions decreased by 14.8% to 2,630
- There were 10,665 apprentices and trainees in training, an increase of 18.6% from the previous year

Figure9: TAS commencement, completion & in-training numbers, year to March Qtr, 2017-2021



## ACT summary: 12 months ending March 2021

As of 31 March 2021, there were 510 approved Australian Apprenticeship qualifications in the ACT. This is a decrease of 4.5% from 31 March 2020.

Note: The number of approved Australian Apprenticeship qualifications decreased to 477 as of 25 October 2021.

Table 12: Qualification Classification by State

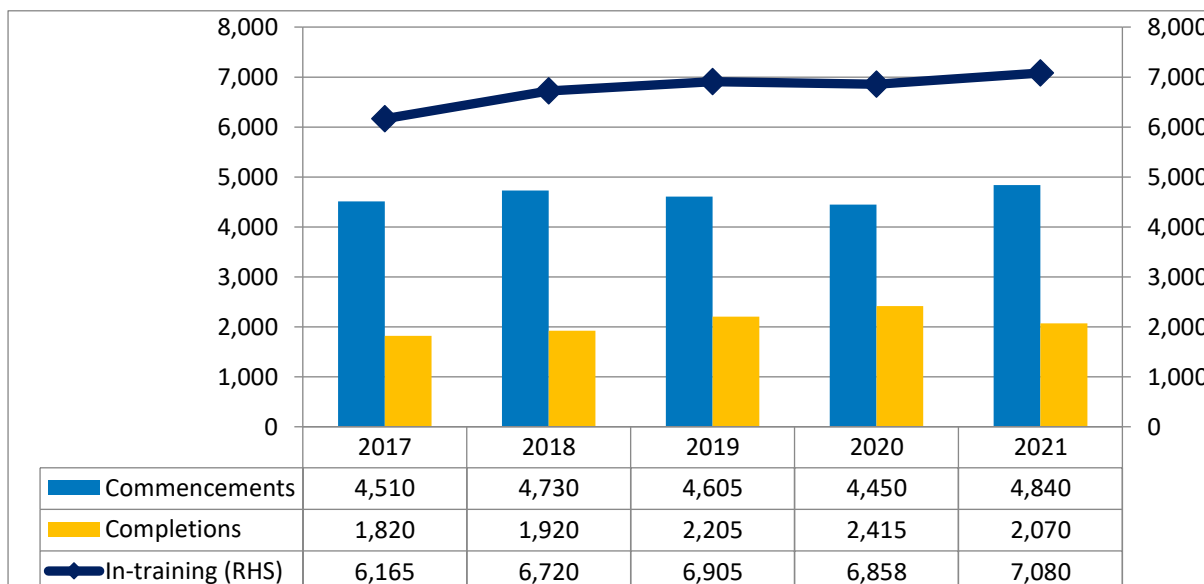
	Approved qualifications	Commencements
<b>Apprenticeship</b>	111	1747
<b>Traineeship</b>	399	3024
<b>Total</b>	<b>510</b>	<b>4770</b>

Note: The commencements figures in this table exclude qualifications that were not able to be matched against a classification, therefore may not match those shown in overall commencement figures.

In the 12 months to 31 March 2021, compared with the previous year:

- Commencements increased by 8.8% to 4,840
- Completions decreased by 14.2% to 2,070
- There were 7,080 apprentices and trainees in training, an increase of 7.5% from the previous year

Figure 10: ACT commencement, completion & in-training numbers, year to March Qtr, 2017-2021



## NT summary: 12 months ending March 2021

As of 31 March 2021, there were 995 approved Australian Apprenticeship qualifications in NT. This is a decrease of 9.7% from 31 March 2020.

Note: The number of approved Australian Apprenticeship qualifications decreased to 328 as of 25 October 2021.

Table 13: Qualification Classification by State

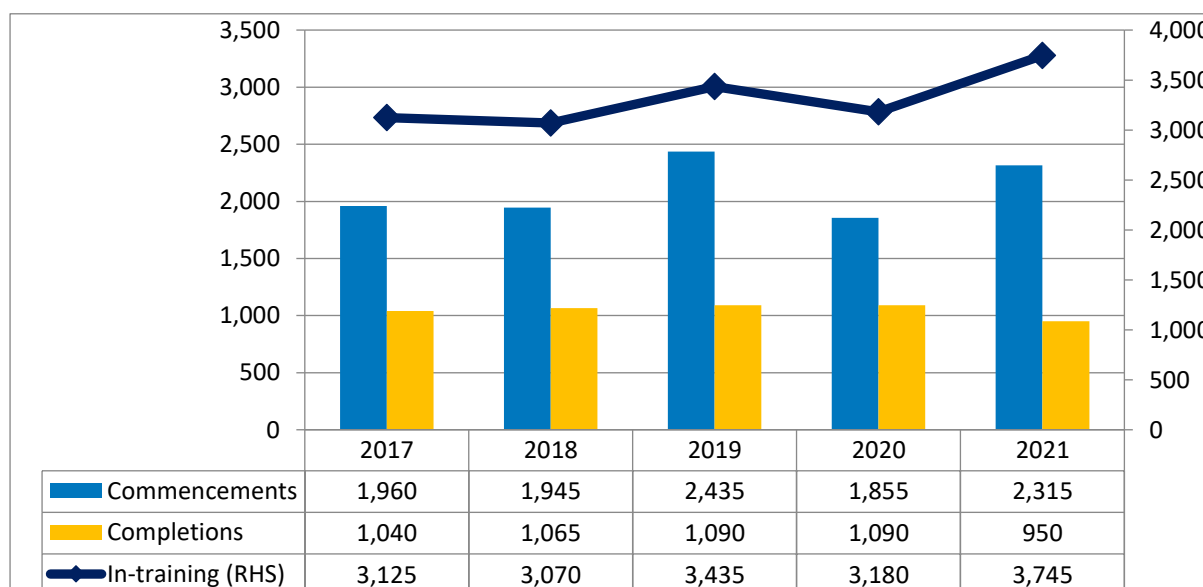
	Approved qualifications	Commencements
Apprenticeship	121	766
Traineeship	874	1438
<b>Total</b>	<b>995</b>	<b>2204</b>

Note: The commencements figures in this table exclude qualifications that were not able to be matched against a classification, therefore may not match those shown in overall commencement figures.

In the 12 months to 31 March 2021, compared with the previous year:

- Commencements increased by 24.7% to 2,315
- Completions decreased by 13.2% to 950
- There were 3,745 apprentices and trainees in training, an increase of 17.8% from the previous year

Figure 11: NT commencement, completion & in-training numbers, year to March Qtr, 2017-2021



## Notes and definitions

### Data sources

Data for this report were sourced from:

- [State and Territory Training Authorities](#)
- [NCVER Apprentices and trainees 2020: December quarter - Australia](#)
- [NCVER Completion and attrition rates for apprentices and trainees 2020](#)

All commencement, completion and in-training numbers are rounded to the nearest 5.

### Notes

#### Boosting Apprenticeship Commencements

[Boosting Apprenticeship Commencements \(BAC\)](#) is an Australian government wage subsidy which supports businesses to take on new apprentices and trainees. Eligible businesses may receive up to 50% or \$7000 per quarter, for 12 months from commencement of the apprentice or trainee.

This initiative was a response to COVID-19 and the related decline of Australian Apprenticeship commencements. BAC was initially announced for 100,000 places but has subsequently been expanded until 31 March 2022. As anticipated, since the start of BAC there has been a large increase in commencements.

In October 2021, the Completing Apprenticeship Commencements (CAC) wage subsidy was also implemented. It is anticipated that CAC will affect completion rates for the December 2021 quarter onwards. The current data release is not impacted by CAC.

#### Qualification classifications and commencements totals

The states and territories maintain schedules of qualifications that are approved to be undertaken as an Australian Apprenticeship. Each state and territory, excluding Tasmania, classifies Australian Apprenticeships into two groupings: apprenticeships and traineeships.

AATIS collects data on which qualifications are approved as an Australian Apprenticeship, and on their classification as an apprenticeship or traineeship. There are several caveats around this data:

- Apprenticeship and traineeship qualification totals exclude qualifications with a status of deleted
- When a state includes both a superseded and current qualification, only the most recent qualification is used and the superseded qualification is excluded
- Where a qualification has streams with different classifications across streams, the most common classification is used for the full qualification
- States and territories frequently remove qualifications, particularly when replacing them with a newly approved qualification. The total approved qualifications accounts for the qualifications that are removed, and for those which are added

## Definitions

**Australian Apprenticeship:** Including both apprenticeships and traineeships; a contract of training approved by the relevant State or Territory Training Authority.

**Apprenticeship:** Qualifications classified by the relevant State or Territory Training Authority (STA) as an apprenticeship. [Further details can be found from each STA.](#)

**Traineeship:** Qualifications classified by the relevant State or Territory Training Authority (STA) as a traineeship. [Further details can be found from each STA.](#)

**Trade:** Occupations classified as group 3, Technical and Trade Workers, under ANZSCO. Each qualification has an ANZSCO code assigned from which this is taken. [Codes can be found on training.gov.au.](#)

**Non-trade:** Occupations classified in an ANZSCO group other than group 3. This includes: Community and personal service workers, Clerical and administrative workers, Sales Workers, Machinery operators and drivers, Labourers, Managers, Professionals, and Other. [Codes can be found on training.gov.au.](#)

**Superseded qualification:** Qualifications with a status of 'superseded' on [training.gov.au.](#)

**Deleted qualification:** Qualifications with a status of 'deleted' on [training.gov.au.](#)

The following definitions are taken from NCVET. For more information on their definitions, please see the ['Terms & definitions' information for the Apprentices and Trainees Collection.](#)

**Commencement:** "The number of apprenticeship/traineeship training contracts that started in a given period."

**In-training:** "The number of apprenticeship/traineeship training contracts where the apprentice/trainee is actively training under the terms of their contract, and who have not completed, cancelled or withdrawn from their training, or had their training contract expired without meeting all of the prescribed requirements of their program at a given point in time."

**Completion:** "The number of apprenticeship/traineeship training contracts where all of the prescribed requirements have been met in a given period."

**Contract completion rate:** "Refers to the proportion of apprentices and trainees who have commenced a contract in a given period and who have since completed the requirements of training for that contract."

**Individual completion rate:** "An estimate of the individual completion rate for apprentices and trainees, derived by adjusting the original contract completion rate by a recommencement factor."