

Australian Apprenticeships Summary Statistics


This report uses July 2020 to June 2021 data from NCVET's Apprentice and Trainee Collection. More information about the collection can be found in the [Notes and Definitions](#) at the end of this document.

There were several major trends in 2020 and early 2021 that have affected Australian Apprenticeship commencements. From March onward, COVID-19 significantly disrupted economic activity across Australia. While some states returned to a more normal state in the second half of the year, Victoria remained impacted due to the longer lockdown.

In October 2020, the Boosting Apprenticeship Commencements (BAC) wage subsidy started. More information about wage subsidies can be found in the [Notes](#). The effect of the subsidy is shown in the December, March and June quarters, with a prolonged spike in commencements.

Australia-wide highlights

In the 12 months to 30 June 2021, compared with the previous year:



Qualification overview

As of 30 June 2021, there were 1,563 approved Australian Apprenticeship qualifications in Australia. This is a decrease of 4.2% from 30 June 2020.

There were 1092 new qualifications approved by the States and Territories in the year to June 2021. This was a significant increase from the previous year to June (434).

Qualifications are also removed throughout the year. More information can be found in the [Notes](#).

The number of new qualifications approved continued to increase more rapidly than usual throughout 2021. For the year to December 2021 there have been 1572 new qualifications approved.

Note: The number of approved Australian Apprenticeship qualifications decreased to 1,078 as of 28 January 2021. This is primarily due to the N.T. removing a lot of qualifications from their database.

Table 1: Qualification Classification by State, 30 June 2021

	NSW	VIC	QLD	WA	SA	TAS	ACT	NT
Apprenticeship	122	113	110	90	130	NA	108	120
Traineeship	590	404	324	412	504	NA	373	865
Total	712	517	434	502	634	397	481	985

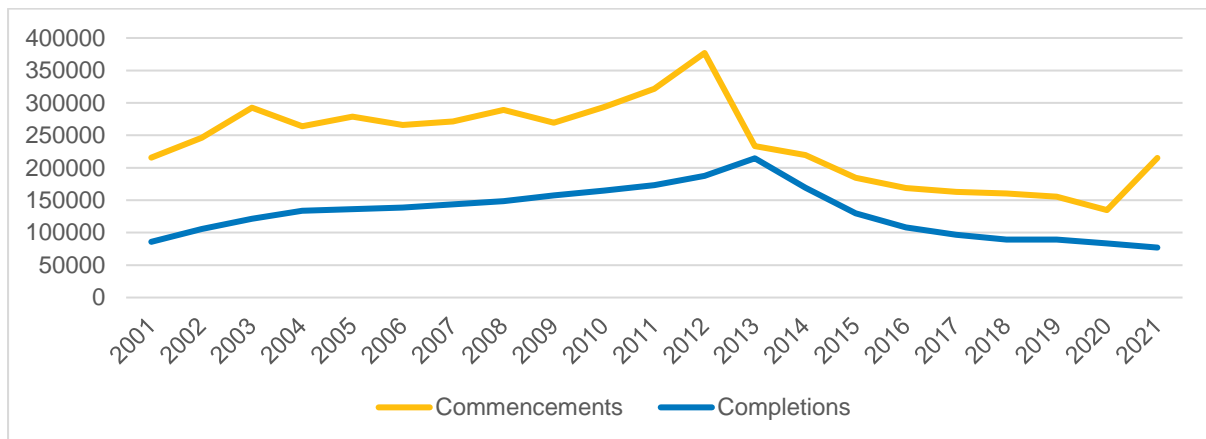
Note: Tasmania does not provide classification data

Australian Apprenticeship statistics overview

In the 12 months to 30 June 2021, compared with the previous year:

- Commencements increased by 59.5% to 214,930
- Completions decreased by 8.0% to 77,025
- In-training numbers at 30 June increased by 27.5% to 341,385

Figure 1: Australian Apprenticeship commencements and completions, annual, 2001 to 2021

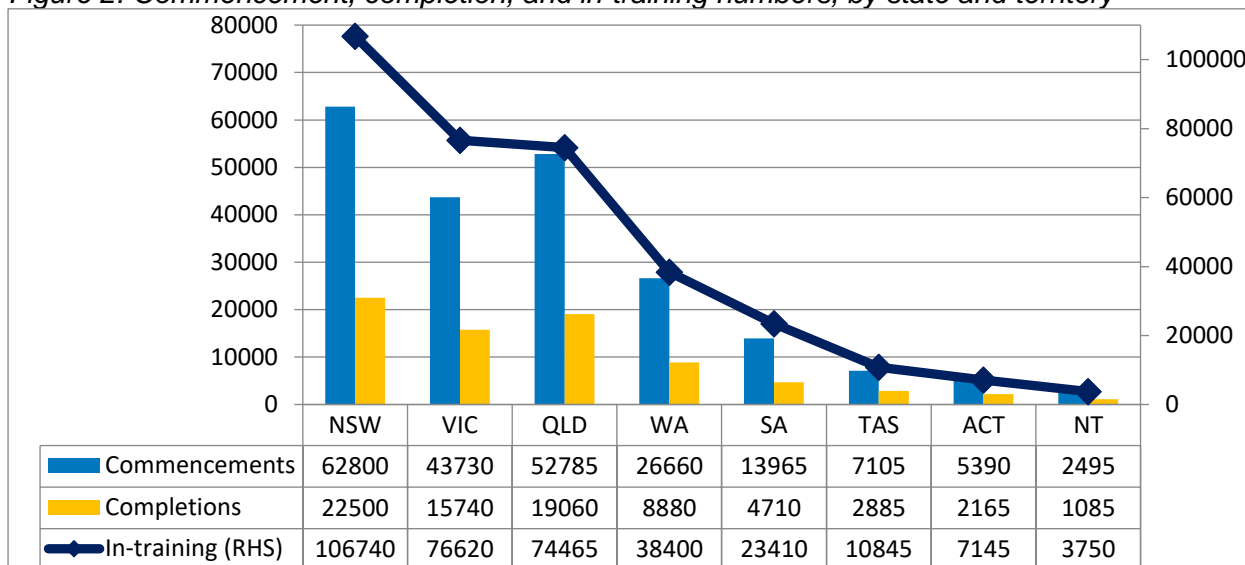


State and Territory commencements compared with the previous year, showed:

NSW	VIC	QLD	WA	SA	TAS	ACT	NT
+56.2%	+51.5%	+63.4%	+81.2%	+60.2%	+70.2%	+32.1%	+45.4%

Note: For more information on trends within each State and Territory, please visit the relevant summaries later in this document.

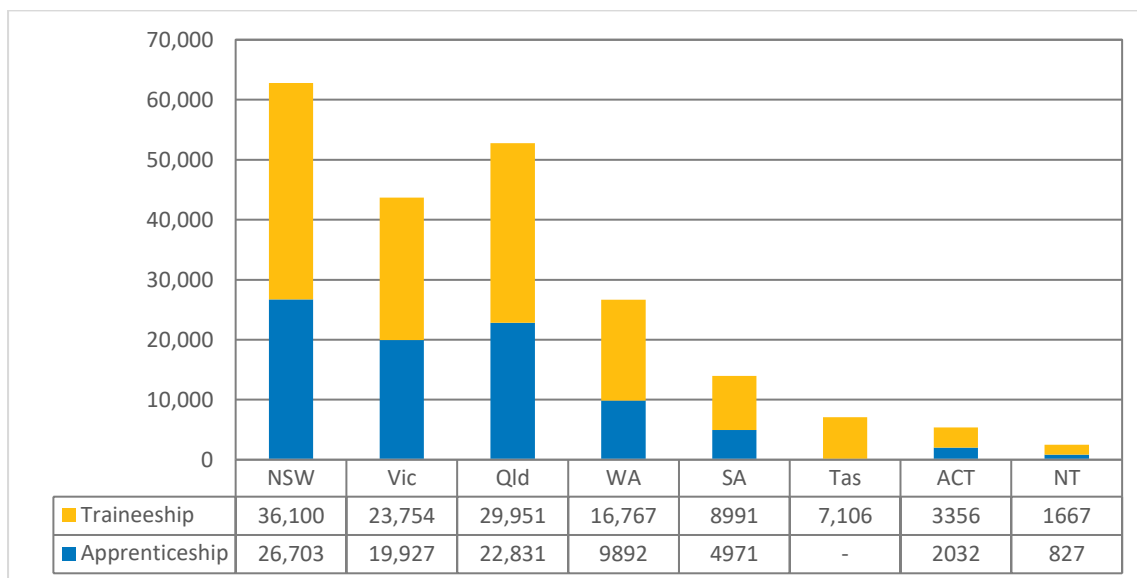
Figure 2: Commencement, completion, and in-training numbers, by state and territory



Note: Commencements and completions statistics are for 12 months. In training numbers are as at 30 June 2021.

Across Australia, commencements in qualifications classified as traineeships were higher than commencements in qualifications classified as apprenticeships. For information about the number of approved apprenticeship and traineeship qualifications, and their related commencements, visit each state and territory breakdown.

Figure 3: Annual apprenticeship and traineeship commencements, by state and territory



Note: This report uses year to June 2021 qualifications data when referencing apprenticeship and traineeship classifications. Tasmania shows all commencements against 'apprenticeships' as they do not classify qualifications. The commencements numbers in this graph exclude qualifications that were not able to be matched against a classification, therefore may not match those shown in overall commencement figures.

Industry and occupation breakdowns

Table 2: Australian Apprenticeships Commencements in the Top 10 Training Packages in the 12 months ending June 2021 ('000)

	NSW	VIC	QLD	WA	SA	TAS	ACT	NT	AUS
BSB Business Services	8.6	5.6	9.2	3.4	2.6	1.5	0.7	0.3	31.9
CPC Construction	8.9	8.1	7.1	2.1	1.5	1.1	0.8	0.2	29.9
CHC Community Services	6.9	2.6	3.1	2.2	0.9	0.6	0.7	0.4	17.3
SIT Tourism, Hospitality	4.0	4.1	5.0	2.0	0.5	0.4	0.6	0.1	16.7
UEE Electrotechnology	4.8	3.5	3.5	1.9	1.0	0.2	0.4	0.2	15.6
AUR Auto RS&R	4.2	2.6	3.9	2.6	0.8	0.3	0.2	0.2	14.9
SIR Retail Services	3.6	2.1	2.3	1.6	1.5	0.6	0.1	0.2	12.0
MEM Metal & Engineering	2.2	1.3	2.9	2.1	0.6	0.3	0.0	0.1	9.6
AHC Argi, Hort, Conserv.	2.3	2.4	2.3	0.5	0.7	0.2	0.1	0.2	8.8
RII Resources & Infra.	1.3	0.5	2.7	3.3	0.4	0.2	0.1	0.0	8.6

Table 3: Australian Apprenticeships Commencements in the Top 10 Qualifications in the 12 months ending June 2021

	NSW	VIC	QLD	WA	SA	TAS	ACT	NT	AUS
* CPC30211 C3 in Carpentry	4449	3555	3019	65	629	550	423	142	12831
** UEE30811 C3 in Electrotechnology Electrician	3532	3057	2600	1571	780	214	359	139	12252
SIT30616 C3 in Hospitality	1937	2281	3192	1130	187	138	423	59	9348
SIR30216 C3 in Retail	2721	1453	1629	1071	1346	514	94	102	8930
* BSB30115 C3 in Business	1054	1403	3978	734	897	243	75	94	8478
CHC30113 C3 in Early Childhood Education and Care	3758	705	1328	571	160	82	253	68	6926
* CPC32413 C3 in Plumbing	1736	2742	1001	518	377	107	221	59	6762
* AUR30616 C3 in Light Vehicle Mechanical Technology	1379	1042	1118	729	188	136	163	41	4797
* BSB42015 C4 in Leadership and Management	1781	922	578	386	426	336	108	15	4554
SHB30416 C3 in Hairdressing	1256	802	1264	543	288	115	156	31	4455

*Note: BSB30115 Certificate III in Business, BSB42015 Certificate IV in Leadership and Management and AUR30616 Certificate III in Light Vehicle Mechanical Technology are all superseded qualifications and have not been approved in any states or territory for at least 6 months. CPC30211 Certificate III in Carpentry and CPC32413 Certificate III in Plumbing are both superseded and are no longer approved in any states or territory.

**Note: UEE30811 Certificate III in Electrotechnology Electrician is superseded and is currently only approved in one state.

Table 4: Australian Apprenticeships Commencements by occupation and state/territory, 12 months ending June 2021 ('000)

	NSW	VIC	QLD	WA	SA	TAS	ACT	NT	AUS
Technician & Trade Workers	27.9	23.2	23.7	11.2	6.0	2.9	2.1	0.9	98.0
Community and personal service workers	10.6	7.1	7.8	4.2	1.5	1.1	1.2	0.7	34.2
Clerical and administrative workers	9.6	5.0	9.4	3.7	2.4	1.4	0.9	0.3	32.7
Sales Workers	6.7	3.0	3.1	1.8	1.7	0.7	0.2	0.2	17.5
Labourers	3.3	2.7	3.3	2.2	1.1	0.5	0.2	0.2	13.5
Machinery operators and drivers	2.8	1.2	4.1	3.0	0.6	0.3	0.1	0.1	12.3
Managers	1.4	1.2	0.9	0.3	0.4	0.2	0.6	0.1	5.0
Professionals	0.5	0.3	0.5	0.2	0.2	0.0	0.1	0.0	2.0
Other	0.0	0.0	0.0	0.0	0.0	0.0	0.0	0.0	0.0

Note: Technician & Trade Workers are classified as 'trades', and all other groups as classified as 'non-trades'.

Table 5: Australian Apprenticeships Commencements in the Top 10 Employer Industries (ANZSIC) in the 12 months ending June 2021 ('000)

	NSW	VIC	QLD	WA	SA	TAS	ACT	NT	AUS
Construction (E)	15.2	13.6	11.8	4.7	2.2	1.4	1.3	0.5	50.8
Accommodation (H)	7.2	5.4	7.2	2.7	1.5	0.8	0.7	0.2	25.8
Administrative and Support Services (N)	5.1	5.2	5.1	3.0	2.7	0.7	0.2	0.1	22.0
Health Care and Social Assistance (Q)	7.2	2.9	4.5	2.3	1.0	0.8	0.7	0.3	19.8
Other Services (S)	5.6	3.1	5.3	2.8	0.9	0.3	0.5	0.2	18.7
Manufacturing (C)	4.3	4.7	4.3	1.9	1.5	0.8	0.1	0.1	17.8
Retail Trade (G)	3.0	1.8	3.2	0.8	1.0	0.4	0.1	0.2	10.5
Education and Training (P)	1.8	1.5	1.3	0.7	0.5	0.2	0.3	0.2	6.6
Public Administration and Safety (O)	2.2	0.2	1.2	0.8	0.5	0.2	0.9	0.2	6.4
Mining (B)	0.3	0.0	1.0	4.0	0.3	0.1	0.0	0.1	5.9

NSW summary: 12 months ending June 2021

As of 30 June 2021, there were 712 approved Australian Apprenticeship qualifications in New South Wales. This is a decrease of 7.7% from 30 June 2020.

Note: The number of approved Australian Apprenticeship qualifications decreased to 632 as of 28 January 2022.

Table 6: Qualification Classification by State

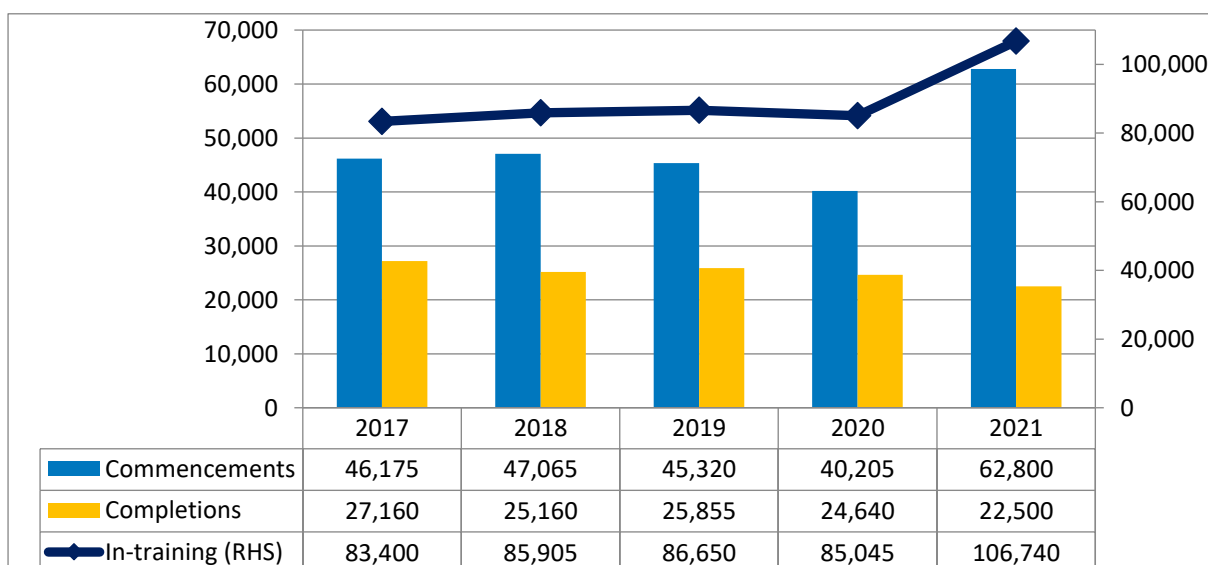
	Approved qualifications	Commencements
Apprenticeship	122	26,700
Traineeship	590	36,100
Total	712	62,800

Note: The commencements figures in this table exclude qualifications that were not able to be matched against a classification, therefore may not match those shown in overall commencement figures.

In the 12 months to 30 June 2021, compared with the previous year:

- Commencements increased by 56.2% to 62,800
- Completions decreased by 8.7% to 22,500
- There were 106,740 apprentices and trainees in training, an increase of 25.5% from the previous year

Figure 4: NSW commencement, completion & in-training numbers, year to June Qtr, 2017-2021



VIC summary: 12 months ending June 2021

As of 30 June 2021, there were 517 approved Australian Apprenticeship qualifications in the Victoria. This is a decrease of 12.6% from 30 June 2020.

Note: The number of approved Australian Apprenticeship qualifications decreased to 512 as of 28 January 2022.

Table 7: Qualification Classification by State

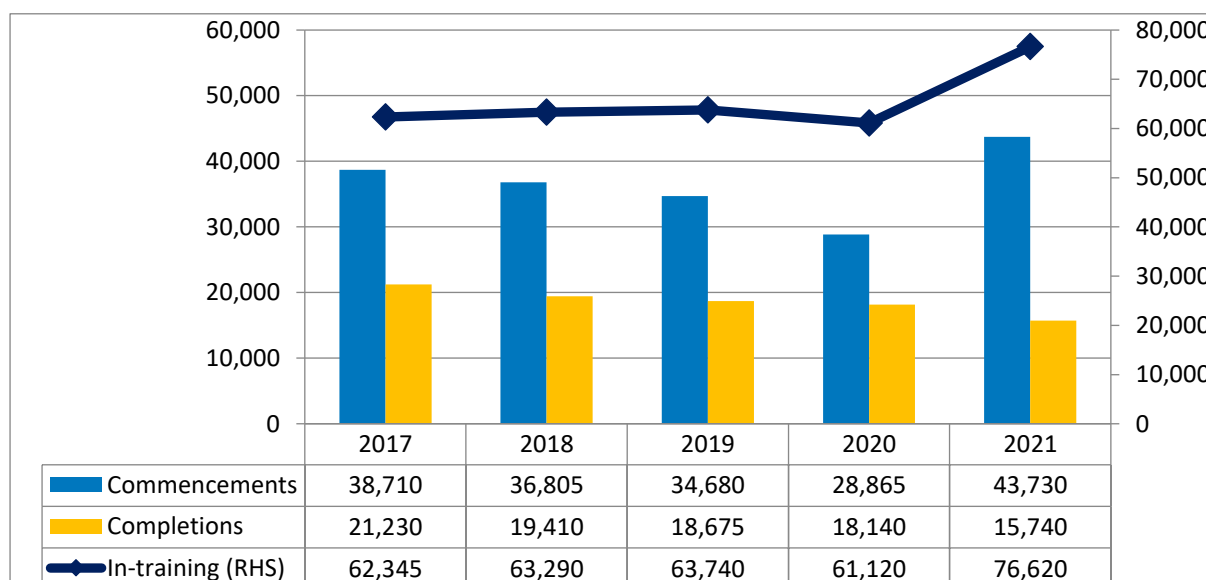
	Approved qualifications	Commencements
Apprenticeship	113	19,927
Traineeship	404	23,754
Total	517	43,681

Note: The commencements figures in this table exclude qualifications that were not able to be matched against a classification, therefore may not match those shown in overall commencement figures.

In the 12 months to 30 June 2021, compared with the previous year:

- Commencements increased by 51.5% to 43,730
- Completions decreased by 13.2% to 15,740
- There were 76,620 apprentices and trainees in training, an increase of 25.4% from the previous year

Figure 5: VIC commencement, completion & in-training numbers, year to June Qtr, 2017-2021



QLD summary: 12 months ending June 2021

As of 30 June 2021, there were 434 approved Australian Apprenticeship qualifications in Queensland. This is a decrease of 7.6% from 30 June 2020.

Note: The number of approved Australian Apprenticeship qualifications decreased to 431 as of 28 January 2022.

Table 8: Qualification Classification by State

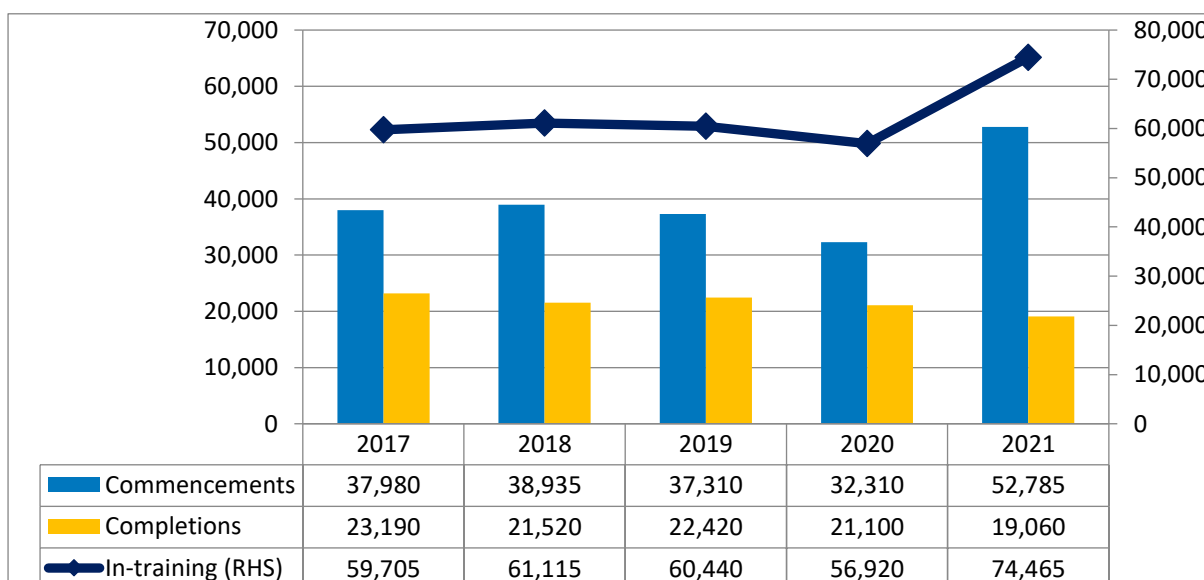
	Approved qualifications	Commencements
Apprenticeship	110	22,831
Traineeship	324	29,951
Total	434	52,782

Note: The commencements figures in this table exclude qualifications that were not able to be matched against a classification, therefore may not match those shown in overall commencement figures.

In the 12 months to 30 June 2021, compared with the previous year:

- Commencements increased by 63.4% to 52,785
- Completions decreased by 9.7% to 19,060
- There were 74,465 apprentices and trainees in training, an increase of 30.8% from the previous year

Figure 6: QLD commencement, completion & in-training numbers, year to June Qtr, 2017-2021



WA summary: 12 months ending June 2021

As of 30 June 2021, there were 502 approved Australian Apprenticeship qualifications in Western Australia. This is a decrease of 5.4% from 30 June 2020.

Note: The number of approved Australian Apprenticeship qualifications decreased to 483 as of 28 January 2022.

Table 9: Qualification Classification by State

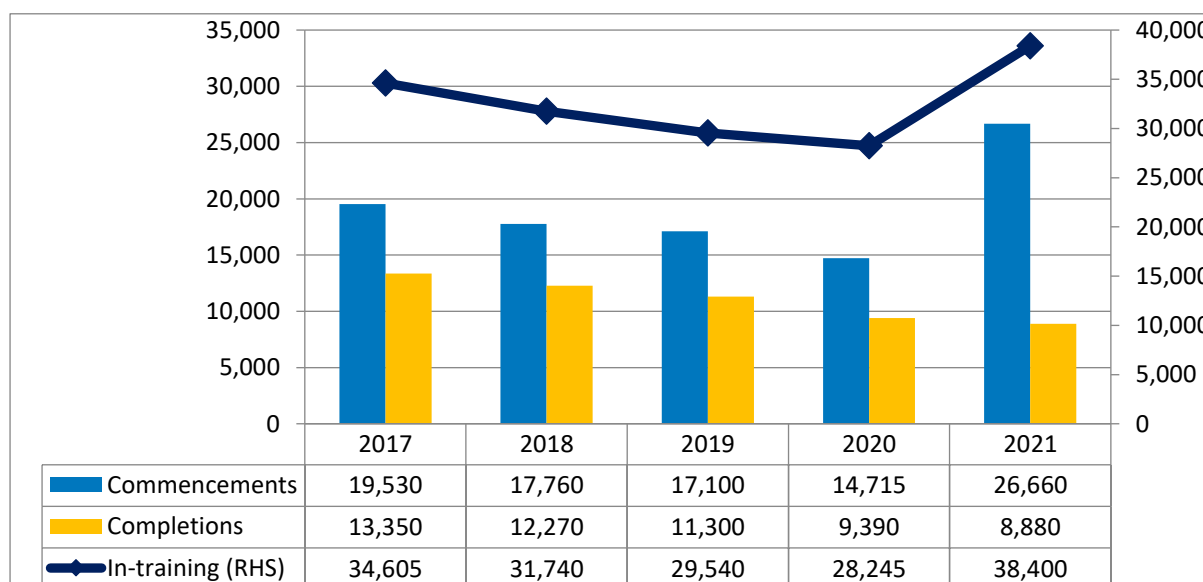
	Approved qualifications	Commencements
Apprenticeship	90	9892
Traineeship	412	16,767
Total	502	26,659

Note: The commencements figures in this table exclude qualifications that were not able to be matched against a classification, therefore may not match those shown in overall commencement figures.

In the 12 months to 30 June 2021, compared with the previous year:

- Commencements increased by 81.2% to 26,660
- Completions decreased by 5.4% to 8,880
- There were 38,400 apprentices and trainees in training, an increase of 36.0% from the previous year

Figure 7: WA commencement, completion & in-training numbers, year to June Qtr, 2017-2021



SA summary: 12 months ending June 2021

As of 30 June 2021, there 634 approved Australian Apprenticeship qualifications in South Australia. This is a decrease of 13.7% from 30 June 2020.

Note: The number of approved Australian Apprenticeship qualifications decreased to 630 as of 28 January 2022.

Table 10: Qualification Classification by State

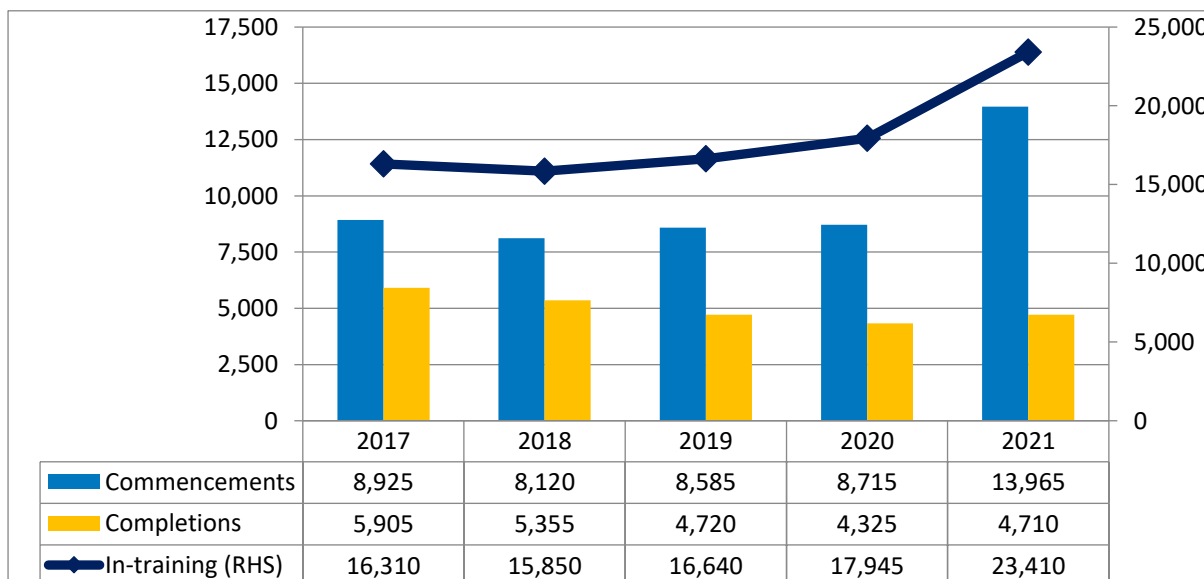
	Approved qualifications	Commencements
Apprenticeship	130	4971
Traineeship	504	8991
Total	634	13,962

Note: The commencements figures in this table exclude qualifications that were not able to be matched against a classification, therefore may not match those shown in overall commencement figures.

In the 12 months to 30 June 2021, compared with the previous year:

- Commencements increased by 60.2% to 13,965
- Completions increased by 8.9% to 4,710
- There were 23,410 apprentices and trainees in training, an increase of 30.5% from the previous year

Figure 8: SA commencement, completion & in-training numbers, year to June Qtr, 2017-2021



TAS summary: 12 months ending June 2021

As of 30 June 2021, there 397 approved Australian Apprenticeship qualifications in Tasmania. This is a increase of 5.3% from 30 June 2020.

Note: The number of approved Australian Apprenticeship qualifications decreased to 384 as of 28 January 2022.

Table 11: Qualification Classification by State: Classification data is not provided by Tasmania

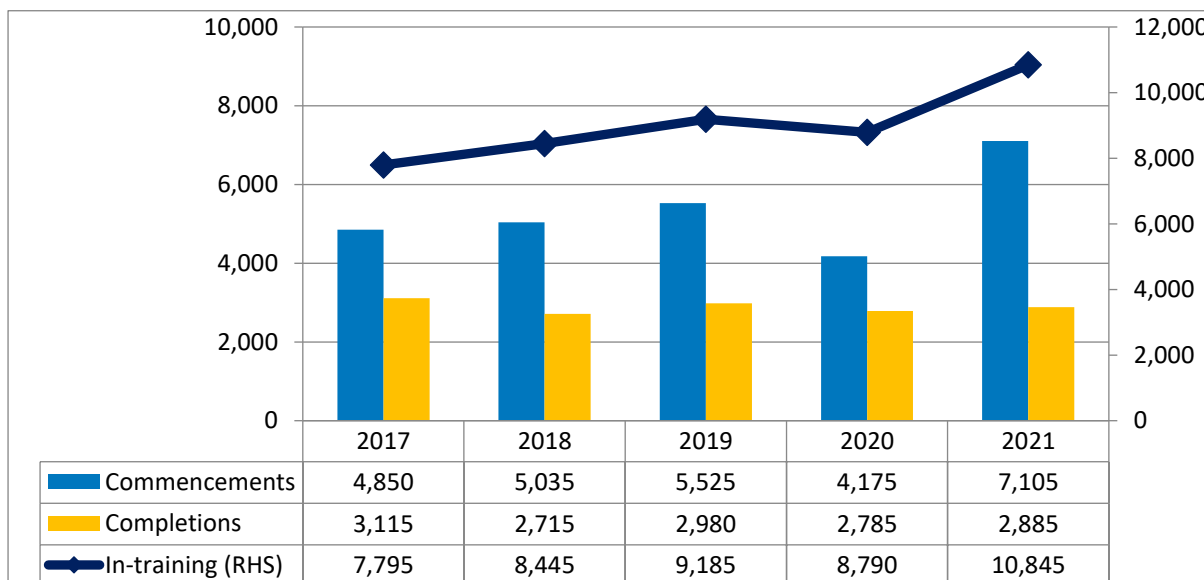
	Approved qualifications	Commencements
Apprenticeship	NA	NA
Traineeship	NA	NA
Total	397	7106

Note: Tasmania does not provide classifications data. Total figures refer to the number of qualifications approved as an Australian Apprenticeship, and total commencements figures.

In the 12 months to 30 June 2021, compared with the previous year:

- Commencements increased by 70.2% to 7,105
- Completions increased by 3.7% to 2,885
- There were 10,845 apprentices and trainees in training, an increase of 23.4% from the previous year

Figure9: TAS commencement, completion & in-training numbers, year to June Qtr, 2017-2021



ACT summary: 12 months ending June 2021

As of 30 June 2021, there were 481 approved Australian Apprenticeship qualifications in the ACT. This is a decrease of 11.0% from 30 June 2020.

Note: The number of approved Australian Apprenticeship qualifications decreased to 477 as of 28 January 2022.

Table 12: Qualification Classification by State

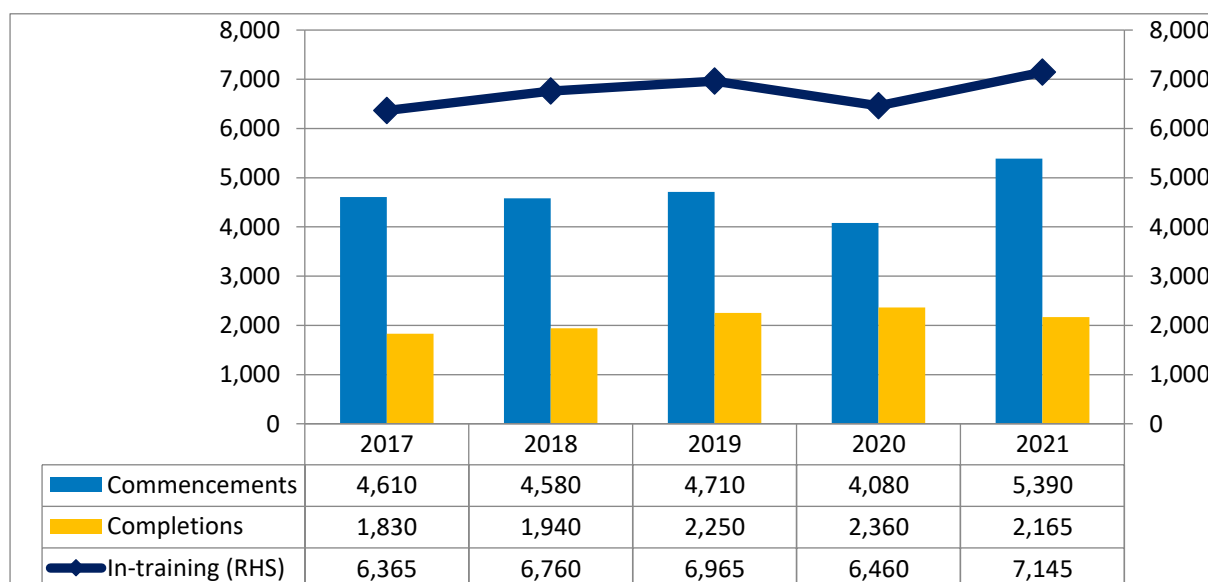
	Approved qualifications	Commencements
Apprenticeship	108	2032
Traineeship	373	3356
Total	481	5388

Note: The commencements figures in this table exclude qualifications that were not able to be matched against a classification, therefore may not match those shown in overall commencement figures.

In the 12 months to 30 June 2021, compared with the previous year:

- Commencements increased by 32.1% to 5,390
- Completions decreased by 8.3% to 2,165
- There were 7,145 apprentices and trainees in training, an increase of 10.6% from the previous year

Figure 10: ACT commencement, completion & in-training numbers, year to June Qtr, 2017-2021



NT summary: 12 months ending June 2021

As of 30 June 2021, there were 985 approved Australian Apprenticeship qualifications in NT. This is a decrease of 10.6% from 30 June 2020.

Note: The number of approved Australian Apprenticeship qualifications decreased to 336 as of 28 January 2022.

Table 13: Qualification Classification by State

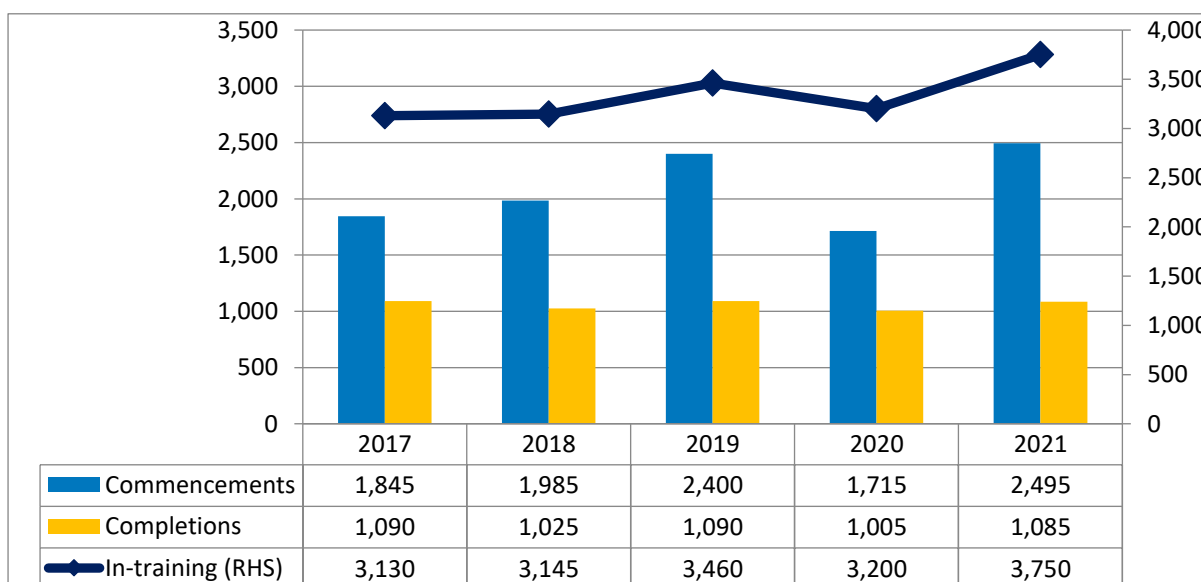
	Approved qualifications	Commencements
Apprenticeship	120	827
Traineeship	865	1667
Total	985	2494

Note: The commencements figures in this table exclude qualifications that were not able to be matched against a classification, therefore may not match those shown in overall commencement figures.

In the 12 months to 30 June 2021, compared with the previous year:

- Commencements increased by 45.4% to 2,495
- Completions increased by 7.6% to 1,085
- There were 3,750 apprentices and trainees in training, an increase of 17.3% from the previous year

Figure 11: NT commencement, completion & in-training numbers, year to June Qtr, 2017-2021



Notes and definitions

Data sources

Data for this report were sourced from:

- [State and Territory Training Authorities](#)
- [NCVER Apprentices and trainees 2020: December quarter - Australia](#)
- [NCVER Completion and attrition rates for apprentices and trainees 2020](#)

All commencement, completion and in-training numbers are rounded to the nearest 5.

Notes

Boosting Apprenticeship Commencements

[Boosting Apprenticeship Commencements \(BAC\)](#) is an Australian government wage subsidy which supports businesses to take on new apprentices and trainees. Eligible businesses may receive up to 50% or \$7000 per quarter, for 12 months from commencement of the apprentice or trainee.

This initiative was a response to COVID-19 and the related decline of Australian Apprenticeship commencements. BAC was initially announced for 100,000 places but has subsequently been expanded until 31 March 2022. As anticipated, since the start of BAC there has been a large increase in commencements.

In October 2021, the Completing Apprenticeship Commencements (CAC) wage subsidy was also implemented. It is anticipated that CAC will affect completion rates for the December 2021 quarter onwards. The current data release is not impacted by CAC.

Qualification classifications and commencements totals

The states and territories maintain schedules of qualifications that are approved to be undertaken as an Australian Apprenticeship. Each state and territory, excluding Tasmania, classifies Australian Apprenticeships into two groupings: apprenticeships and traineeships.

AATIS collects data on which qualifications are approved as an Australian Apprenticeship, and on their classification as an apprenticeship or traineeship. There are several caveats around this data:

- Apprenticeship and traineeship qualification totals exclude qualifications with a status of deleted
- When a state includes both a superseded and current qualification, only the most recent qualification is used and the superseded qualification is excluded
- Where a qualification has streams with different classifications across streams, the most common classification is used for the full qualification
- States and territories frequently remove qualifications, particularly when replacing them with a newly approved qualification. The total approved qualifications accounts for the qualifications that are removed, and for those which are added

Definitions

Australian Apprenticeship: Including both apprenticeships and traineeships; a contract of training approved by the relevant State or Territory Training Authority.

Apprenticeship: Qualifications classified by the relevant State or Territory Training Authority (STA) as an apprenticeship. [Further details can be found from each STA.](#)

Traineeship: Qualifications classified by the relevant State or Territory Training Authority (STA) as a traineeship. [Further details can be found from each STA.](#)

Trade: Occupations classified as group 3, Technical and Trade Workers, under ANZSCO. Each qualification has an ANZSCO code assigned from which this is taken. [Codes can be found on training.gov.au.](#)

Non-trade: Occupations classified in an ANZSCO group other than group 3. This includes: Community and personal service workers, Clerical and administrative workers, Sales Workers, Machinery operators and drivers, Labourers, Managers, Professionals, and Other. [Codes can be found on training.gov.au.](#)

Superseded qualification: Qualifications with a status of 'superseded' on [training.gov.au.](#)

Deleted qualification: Qualifications with a status of 'deleted' on [training.gov.au.](#)

The following definitions are taken from NCVET. For more information on their definitions, please see the ['Terms & definitions' information for the Apprentices and Trainees Collection.](#)

Commencement: "The number of apprenticeship/traineeship training contracts that started in a given period."

In-training: "The number of apprenticeship/traineeship training contracts where the apprentice/trainee is actively training under the terms of their contract, and who have not completed, cancelled or withdrawn from their training, or had their training contract expired without meeting all of the prescribed requirements of their program at a given point in time."

Completion: "The number of apprenticeship/traineeship training contracts where all of the prescribed requirements have been met in a given period."

Contract completion rate: "Refers to the proportion of apprentices and trainees who have commenced a contract in a given period and who have since completed the requirements of training for that contract."

Individual completion rate: "An estimate of the individual completion rate for apprentices and trainees, derived by adjusting the original contract completion rate by a recommencement factor."