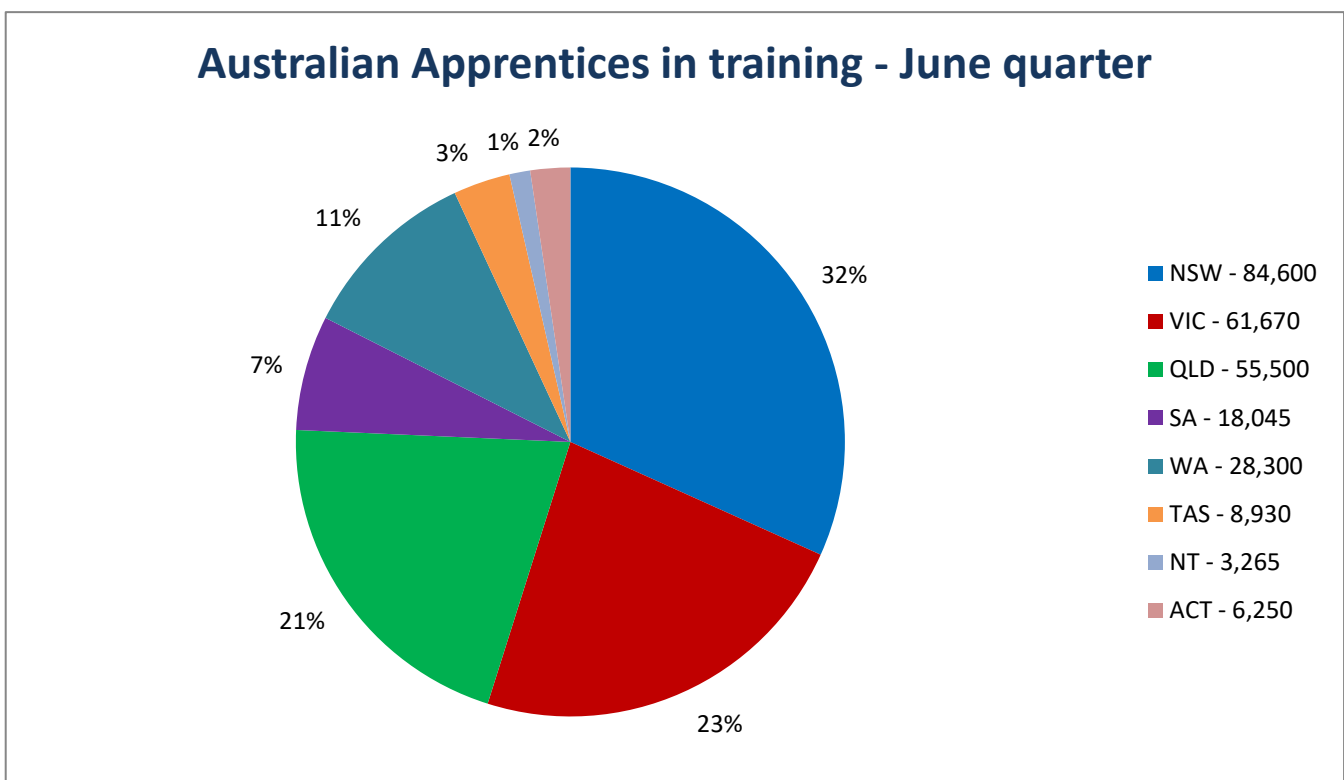


Annual Australian Apprenticeships Summary Statistics – 12 months to June 2020

Highlights of the NCVER June Quarter 2020 - Australian Apprenticeships Statistics for Australia:

In the 12 months to 30 June 2020, compared with the previous year:

- ◆ There were 266,565 apprentices and trainees in training, a decrease of 3.9% from the previous year (277,335)



- ◆ Commencements decreased by 14.2% to 133,505 (trade commencements decreased by 8.5% and non-trade commencements decreased by 19.0%)
- ◆ State and Territory Commencements compared with the previous year, showed:
 NSW (-13.3%), VIC (-17.3%), QLD (-13.9%), SA (+2.1%),
 WA (-13.9%), TAS (-24.4%), NT (-28.4%), ACT (-14.6%)
- ◆ Completions decreased by 5.7% to 83,965
- ◆ Cancellations and withdrawals decreased by 9.4% to 77,835

Source: NCVER Australian June Quarter 2020

Australian Apprenticeships Commencements by occupation and state/territory, 12 months ending June 2020 ('000)

Occupation	NSW	VIC	QLD	SA	WA	TAS	NT	ACT	AUS
Technician & Trade Workers	19.7	16.6	14.1	3.8	6.4	1.7	0.6	1.6	64.5
Community and personal service workers	6.9	5.4	5.3	1.1	2.8	0.8	0.5	1.0	23.7
Clerical and administrative workers	4.1	2.1	4.2	1.3	1.3	0.7	0.1	0.6	14.4
Machinery operators and drivers	3.2	1.2	3.9	0.5	1.8	0.3	0.1	0.2	11.1
Labourers	2.0	1.7	2.6	0.5	1.5	0.3	0.1	0.1	8.9
Sales Workers	3.0	1.4	1.7	1.1	0.9	0.2	0.2	0.2	8.6
Managers	0.3	0.3	0.1	0.3	0.1	0.2	0.1	0.4	1.8
Professionals	0.1	0.0	0.1	0.1	0.1	0.0	0.0	0.1	0.5
Other	0.0	0.0	0.0	0.0	0.0	0.0	0.0	0.0	0.0
								Total	133.5

Australian Apprenticeships Commencements in the Top Training Packages in the June Quarter 2020 ('000)

Training Package	NSW	VIC	QLD	SA	WA	TAS	NT	ACT	AUS
Construction	0.9	1.1	0.7	0.2	0.2	0.1	0.0	0.1	3.3
Business Services	0.6	0.2	0.6	0.3	0.2	0.2	0.0	0.1	2.3
Tourism, Hospitality	0.4	0.4	0.5	0.0	0.2	0.0	0.0	0.1	1.7
Community Services	0.7	0.2	0.3	0.1	0.2	0.1	0.1	0.1	1.7
Electrotechnology	0.5	0.4	0.3	0.1	0.1	0.0	0.0	0.0	1.4
Retail Services	0.5	0.1	0.3	0.3	0.2	0.0	0.0	0.0	1.4
Resources & Infra.	0.2	0.1	0.5	0.1	0.4	0.0	0.0	0.0	1.2
Metal & Engineering	0.2	0.1	0.4	0.1	0.3	0.0	0.0	0.0	1.2
Auto RS&R	0.3	0.2	0.3	0.1	0.2	0.0	0.0	0.0	1.1
Agri, Hort, Cons	0.2	0.2	0.3	0.1	0.1	0.0	0.1	0.0	0.9
Transport & Logistics	0.3	0.0	0.2	0.1	0.0	0.0	0.0	0.0	0.7

View a snapshot of Australian Apprenticeships Statistics for the June Quarter in:

[New South Wales](#)
[Western Australia](#)

[Victoria](#)
[Tasmania](#)

[Queensland](#)
[Northern Territory](#)

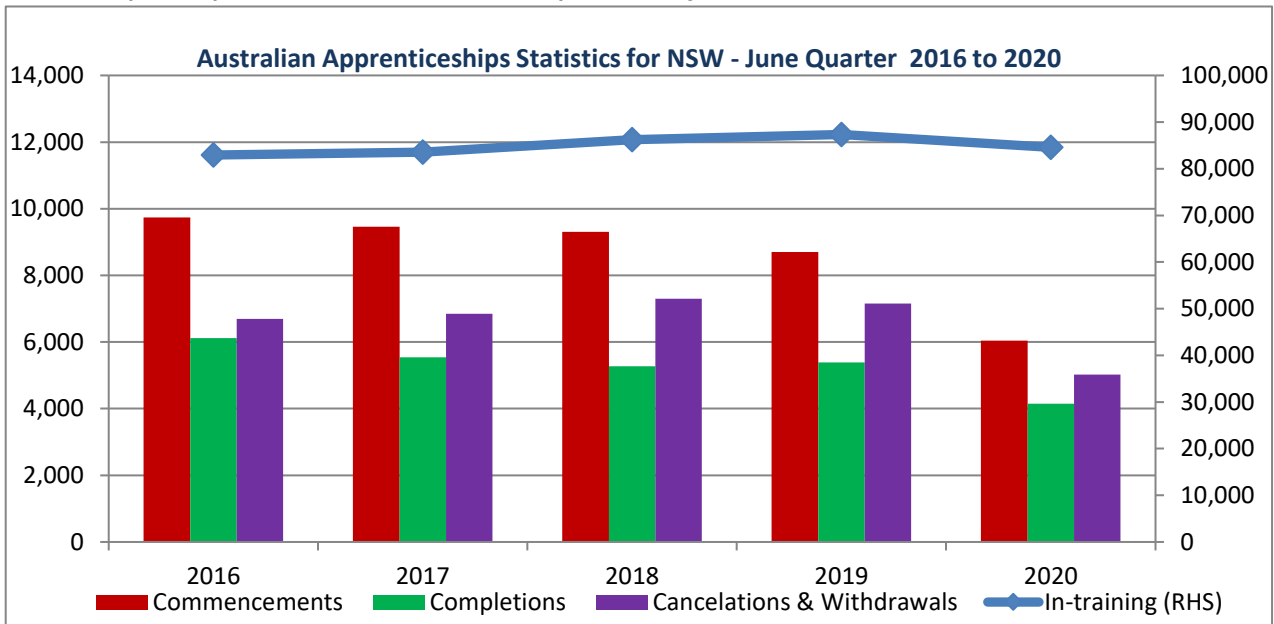
[South Australia](#)
[A.C.T.](#)

Source: NCVER Australian June Quarter 2020

Note: All totals are rounded to the nearest hundred

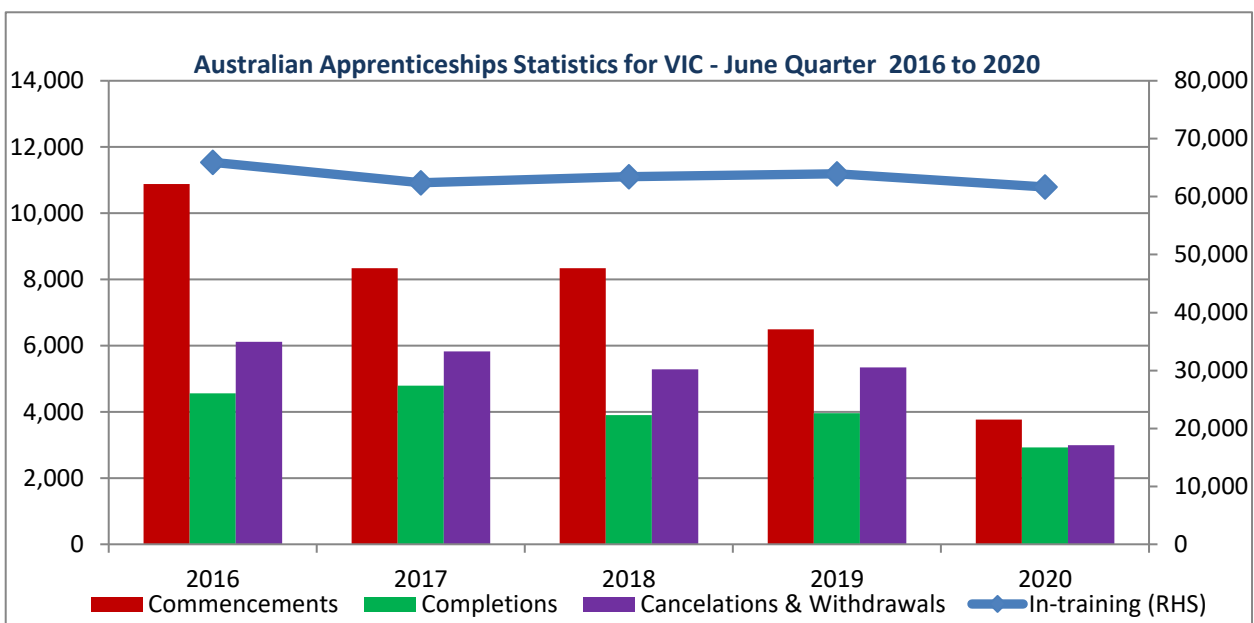
Australian Apprenticeships Statistics for NSW – June Quarter 2019 - 2020

- ◆ There were 84,600 apprentices and trainees in training, a decrease of 3.1% compared to the previous year's June quarter (87,340)
- ◆ Commencements (6,045), Completions (4,150) and Cancellations and withdrawals (5,025) all decreased from the previous year



Australian Apprenticeships Statistics for VIC – June Quarter 2019 - 2020

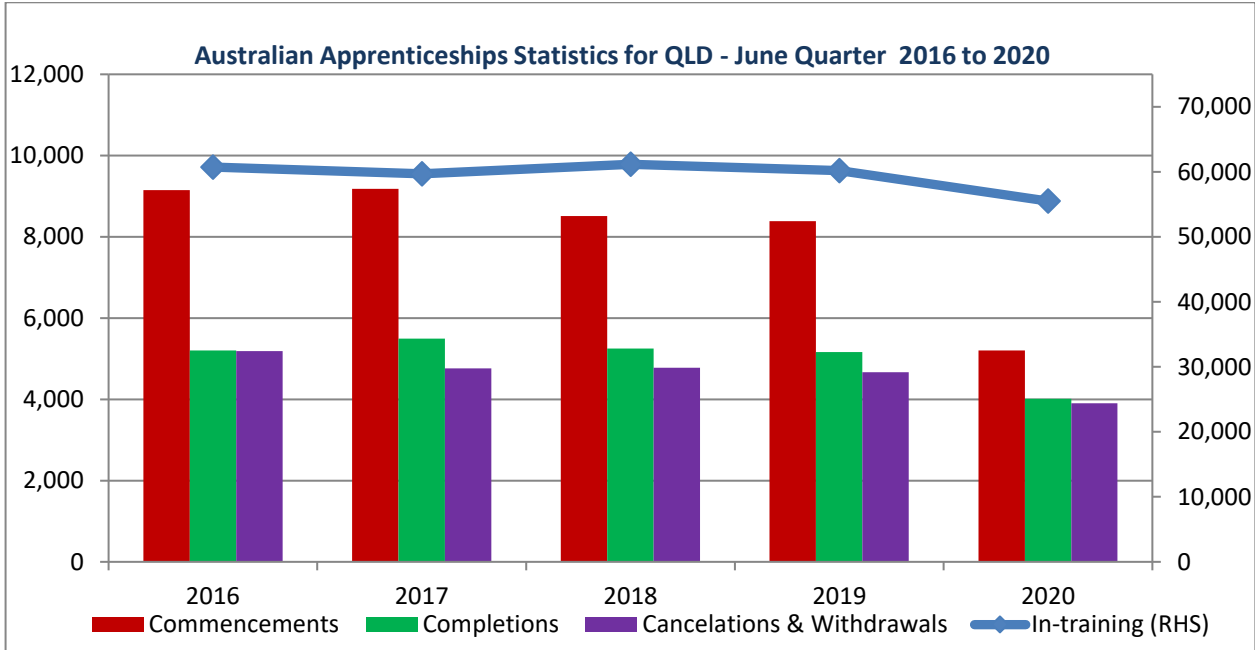
- ◆ There were 61,670 apprentices and trainees in training, a decrease of 3.5% compared to the previous year's June quarter (63,935)
- ◆ Commencements (3,765), Completions (2,930) and Cancellations and withdrawals (2,995) all decreased from the previous year



Source: NCVET Australian June Quarter 2020

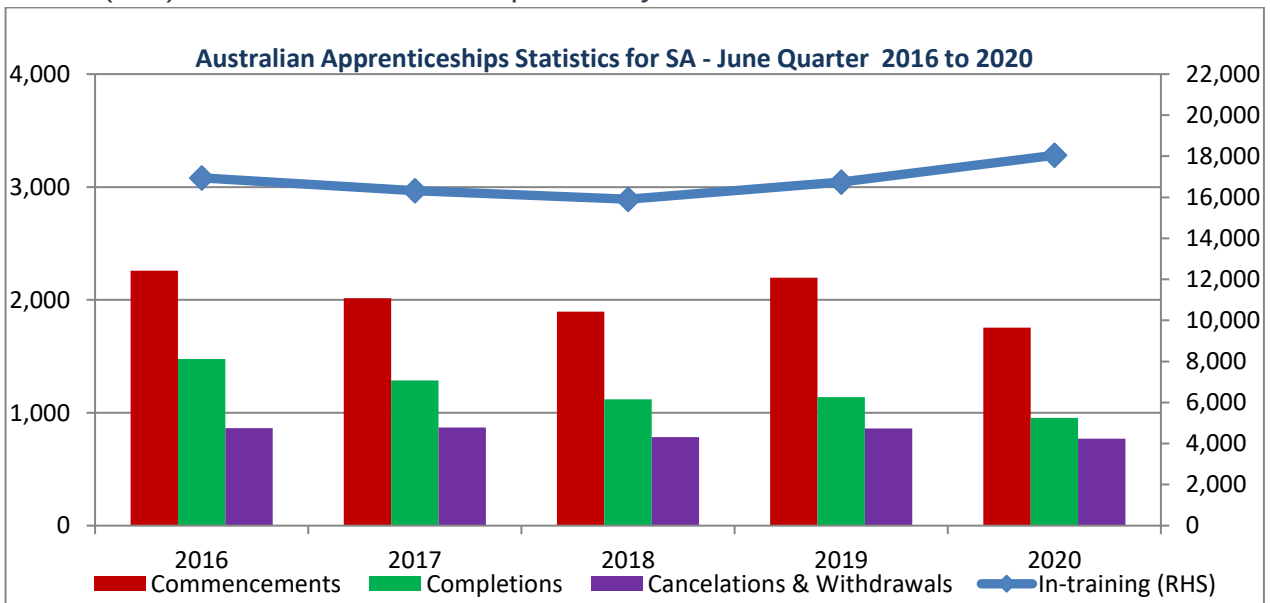
Australian Apprenticeships Statistics for QLD – June Quarter 2019 - 2020

- ◆ There were 55,500 apprentices and trainees in training, a decrease of 7.8% compared to the previous year’s June quarter (60,175)
- ◆ Commencements (5,205), Completions (4,015) and Cancellations and withdrawals (3,905) all decreased from the previous year



Australian Apprenticeships Statistics for SA – June Quarter 2019 - 2020

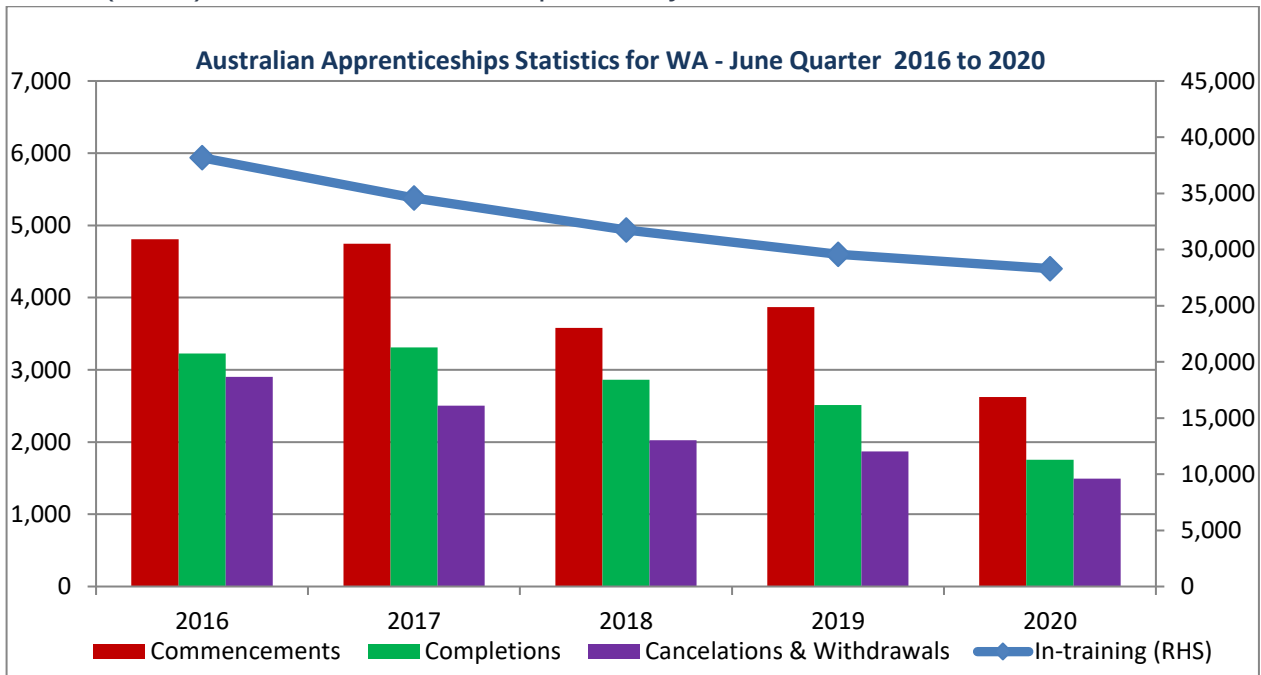
- ◆ There were 18,045 apprentices and trainees in training, an increase of 7.8% compared to the previous year’s June quarter (16,740)
- ◆ Commencements (1,755), Completions (955) and Cancellations and withdrawals (770) all decreased from the previous year



Source: NCVET Australian June Quarter 2020

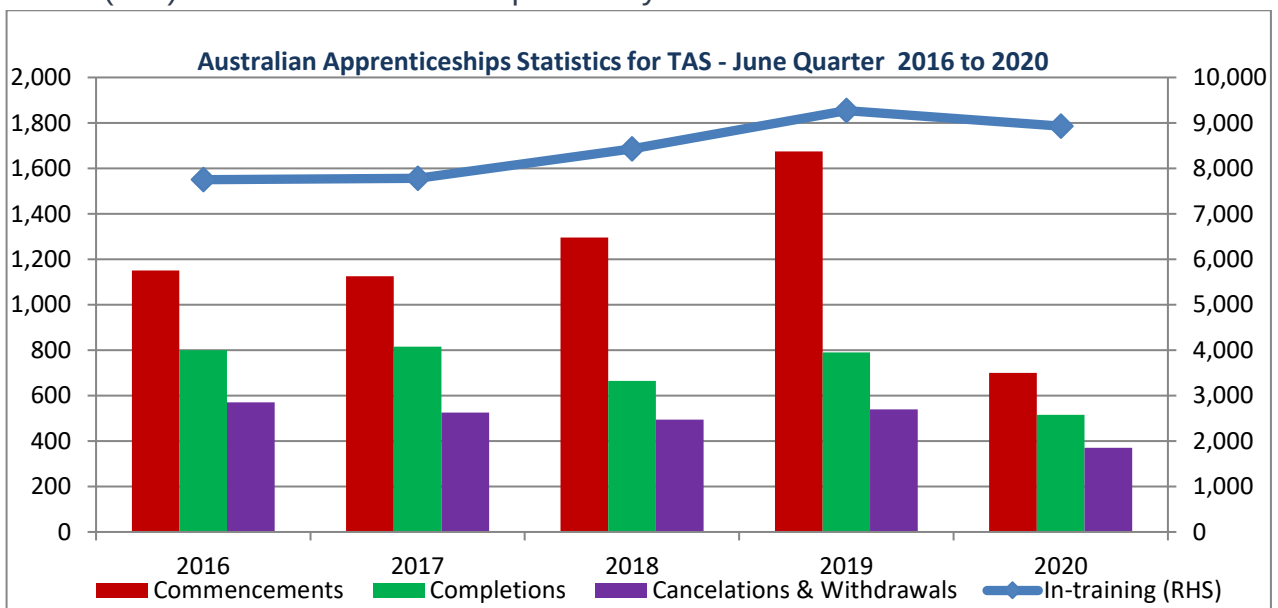
Australian Apprenticeships Statistics for WA – June Quarter 2019 - 2020

- ◆ There were 28,300 apprentices and trainees in training, a decrease of 4.3% compared to the previous year's June quarter (29,575)
- ◆ Commencements (2,625), Completions (1,755) and Cancellations and withdrawals (1,495) all decreased from the previous year



Australian Apprenticeships Statistics for TAS – June Quarter 2019 - 2020

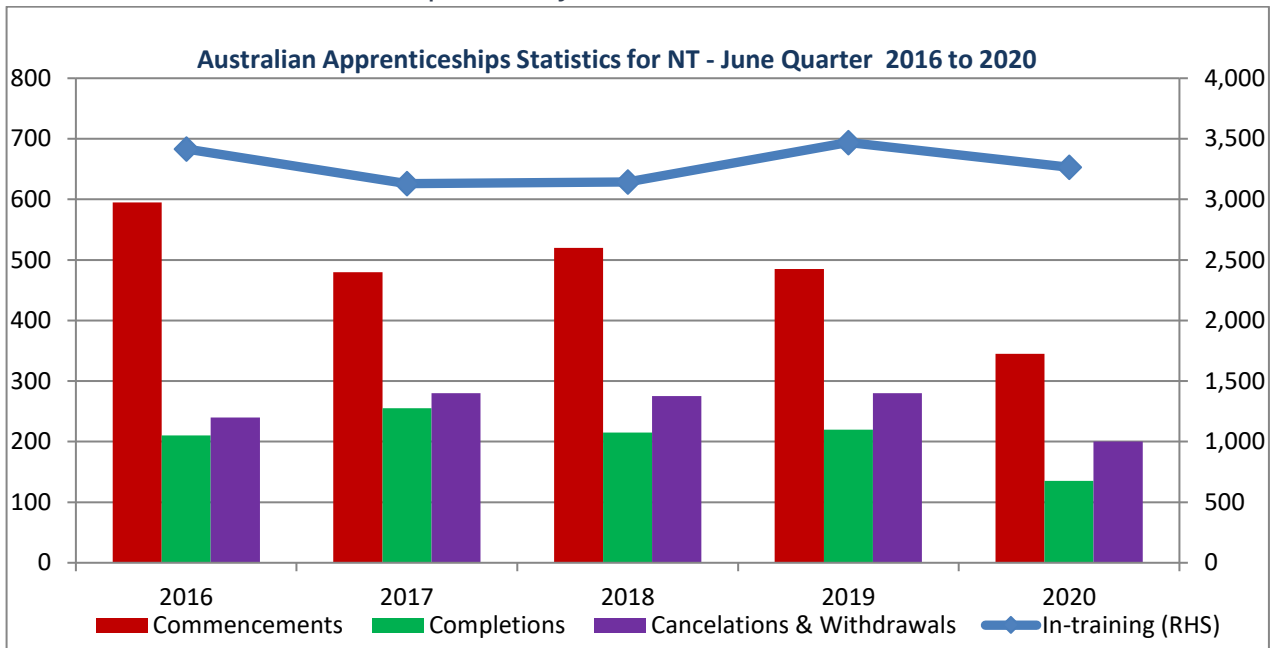
- ◆ There were 8,930 apprentices and trainees in training, an decrease of 3.6% compared to the previous year's June quarter (9,270)
- ◆ Commencements (700), Completions (515) and Cancellations and withdrawals (370) all decreased from the previous year



Source: NCVET Australian June Quarter 2020

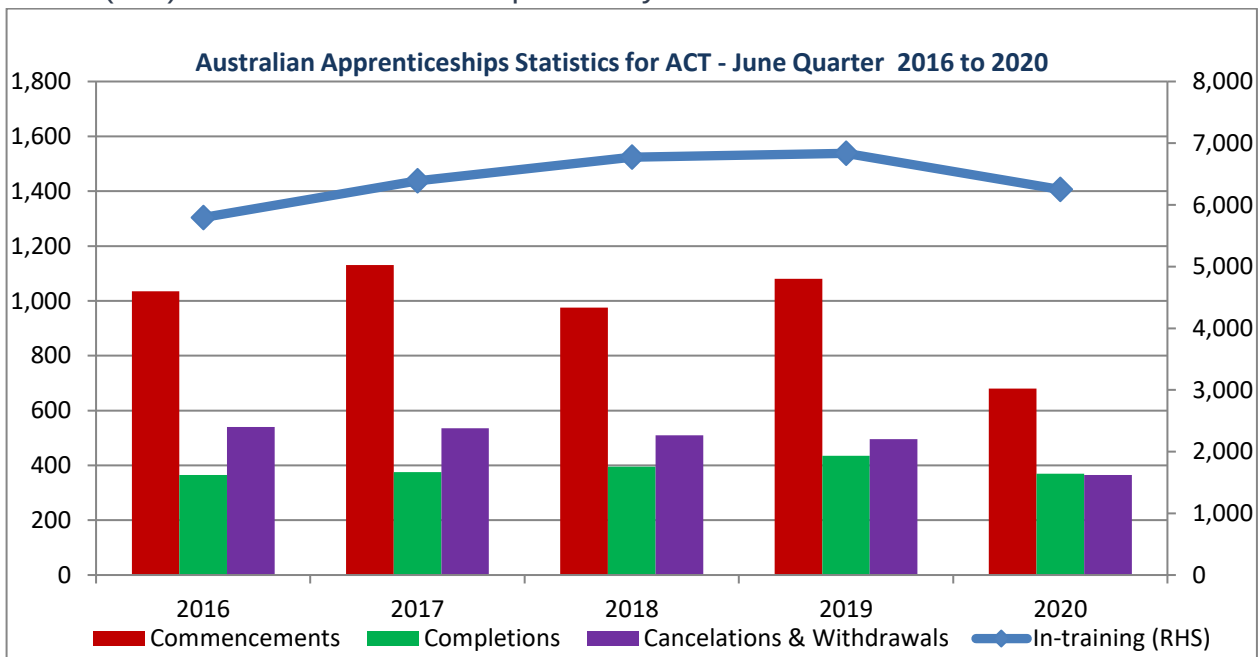
Australian Apprenticeships Statistics for NT – June Quarter 2019 - 2020

- ◆ There were 3,265 apprentices and trainees in training, a decrease of 5.9% compared to the previous year's June quarter (3,470)
- ◆ Commencements (345), Completions (135) and Cancellations and withdrawals (200) all decreased from the previous year



Australian Apprenticeships Statistics for ACT – June Quarter 2019 - 2020

- ◆ There were 6,250 apprentices and trainees in training, a decrease of 8.5% compared to the previous year's June quarter (6,835)
- ◆ Commencements (680), Completions (370) and Cancellations and withdrawals (365) all decreased from the previous year



Source: NCVER Australian June Quarter 2020